



INDEPENDENT AUDITOR'S REPORT

TO THE MEMBERS OF DPI PRODUCTS AND SERVICES LIMITED

Report on the Ind AS Financial Statements

We have audited the accompanying Ind AS financial statements of DPI Products And Services Limited ("the Company"), which comprise the Balance Sheet as at 31st March, 2018, and the Statement of Profit and Loss (including Other Comprehensive Income), the Cash Flow Statement and the Statement of Changes in Equity for the year then ended, and a summary of the significant accounting policies and other explanatory information.

Management's Responsibility for the Financial Statements

The Company's Board of Directors is responsible for the matters stated in Section 134(5) of the Companies Act, 2013 ("the Act") with respect to the preparation of these Ind AS financial statements that give a true and fair view of the state of affairs (financial position), profit or loss (financial performance including other comprehensive income), cash flows and changes in equity of the Company in accordance with the accounting principles generally accepted in India, including the Indian Accounting Standards (Ind AS) prescribed under section 133 of the Act read with the Companies (Indian Accounting Standards) Rules 2015, as amended.

This responsibility also includes maintenance of adequate accounting records in accordance with the provisions of the Act for safeguarding the assets of the Company and for preventing and detecting frauds and other irregularities; selection and application of appropriate accounting policies; making judgments and estimates that are reasonable and prudent; and design, implementation and maintenance of adequate internal financial controls, that were operating effectively for ensuring the accuracy and completeness of the accounting records, relevant to the preparation and presentation of the Ind AS financial statements that give a true and fair view and are free from material misstatement, whether due to fraud or error.

Auditor's Responsibility

Our responsibility is to express an opinion on these Ind AS financial statements based on our audit.

In conducting our audit, we have taken into account the provisions of the Act, the accounting and auditing standards and matters which are required to be included in the audit report under the provisions of the Act and the Rules made thereunder.



K.S. Bhatia & Co.

Chartered Accountants

We conducted our audit of the Ind AS financial statements in accordance with the Standards on Auditing specified under Section 143(10) of the Act. Those Standards require that we comply with ethical requirements and plan and perform the audit to obtain reasonable assurance about whether the Ind AS financial statements are free from material misstatement.

An audit involves performing procedures to obtain audit evidence about the amounts and the disclosures in the Ind AS financial statements. The procedures selected depend on the auditor's judgment, including the assessment of the risks of material misstatement of the Ind AS financial statements, whether due to fraud or error. In making those risk assessments, the auditor considers internal financial control relevant to the Company's preparation of the Ind AS financial statements that give a true and fair view in order to design audit procedures that are appropriate in the circumstances. An audit also includes evaluating the appropriateness of the accounting policies used and the reasonableness of the accounting estimates made by the Company's Directors, as well as evaluating the overall presentation of the Ind AS financial statements.

We believe that the audit evidence we have obtained is sufficient and appropriate to provide a basis for our audit opinion on the Ind AS financial statements.

Opinion

In our opinion and to the best of our information and according to the explanations given to us, the aforesaid Ind AS financial statements give the information required by the Act in the manner so required and give a true and fair view in conformity with the accounting principles generally accepted in India including the Ind AS, of the state of affairs of the Company as at 31st March, 2018, and its loss, total comprehensive loss, its cash flows and the changes in equity for the year ended on that date.

Report on Other Legal and Regulatory Requirements

1. As required by the Companies (Auditor's Report) Order, 2016 ("the Order") issued by the Central Government in terms of Section 143(11) of the Act, we give in "Annexure A" a statement on the matters specified in paragraphs 3 and 4 of the Order.

2. As required by Section 143(3) of the Act, based on our audit, we report that:

a) We have sought and obtained all the information and explanations which to the best of our knowledge and belief were necessary for the purposes of our audit.

b) In our opinion, proper books of account as required by law have been kept by the Company so far as it appears from our examination of those books.

c) The Balance Sheet, the Statement of Profit and Loss including Other Comprehensive Income, the Cash Flow Statement and Statement of Changes in Equity dealt with by this Report are in agreement with the books of account.

d) In our opinion, the aforesaid Ind AS financial statements comply with the Indian Accounting Standards prescribed under section 133 of the Act.



K.S. Bhatia & Co.
Chartered Accountants

e) On the basis of the written representations received from the directors as on 31st March, 2018 taken on record by the Board of Directors, none of the directors is disqualified as on 31st March, 2018 from being appointed as a director in terms of Section 164(2) of the Act.


f) With respect to the adequacy of the internal financial controls over financial reporting of the Company and the operating effectiveness of such controls, refer to our separate Report in "Annexure B".

g) With respect to the other matters to be included in the Auditor's Report in accordance with Rule 11 of the Companies (Audit and Auditors) Rules, 2014, in our opinion and to the best of our information and according to the explanations given to us:

- i. The Company does not have any pending litigations which would impact its financial position.
- ii. The Company did not have any long-term contracts including derivative contracts for which there were any material foreseeable losses.
- iii. There were no amounts which were required to be transferred to the Investor Education and Protection Fund by the Company.

For K. S. Bhatia & Co.
Chartered Accountants


(Firm's Registration No. 114520W)


Kaushik S. Bhatia
Partner

(Membership No.046908)

Place: Mumbai

Dated: 18-05-2018



K.S. Bhatia & Co.
Chartered Accountants

“Annexure A” to the Independent Auditor’s Report
(Referred to in paragraph 1 under “Report on Other Legal and Regulatory Requirements”
section of report of even date)

1. a) The company has maintained requisite records showing required particulars including quantitative details and situation of its fixed assets.
b) According to the information and explanation given to us by the management of the company as per its programme of physical verification of fixed assets, verifies it in a phased manner over a period of three years. In our opinion, the interval of such verification had also been reasonable having regard to the size of the company and the nature of its assets. No material discrepancies were noticed on such verification.
c) According to the information and explanation given to us by the management of the company, the company owns immovable properties and the title deeds of these Immoveable properties are in the name of the company.
2. a) The nature of business is such that it does not require the company to have inventory. Hence the requirement of clause (ii) of para 3 of the said Order is not applicable.
3. According to the information and explanations given to us, the Company has not granted any loans, secured or unsecured to companies, firms, Limited Liability partnerships or other parties covered in the Register maintained under section 189 of the Act. Accordingly, the paragraph 3 (iii) (a) to (c) of the Order is not applicable to the Company. –
4. In our opinion and according to the information and explanations given to us, the company has complied with the provisions of section 185 and 186 of the Companies Act, 2013 with respect of loans, investments, guarantees, and security, as applicable.
5. In our opinion and according to the information and explanations given to us, the Company has not accepted any deposits from the public in accordance with the provisions of sections 73 to 76 of the Act and the rules framed there under. Hence the requirement of clause (v) of para 3 of the said Order is not applicable.
6. We have been informed by the management that the maintenance of cost records has not been prescribed by the Central Govt. under section (1) of section 148 of the Companies Act, 2013. Hence the requirement of clause (vi) of para 3 of the said Order is not applicable.
7. a) According to the information and explanations given to us and on the basis of our examination of the records of the Company, undisputed statutory dues in respect of income tax and other material statutory dues have generally been regularly deposited by the company during the year with the appropriate authorities.
b) According to the information and explanations given to us, there are no undisputed amounts in respect of the statutory dues referred to above were outstanding as at March 31st 2018 for a period of more than six months from the date they became payable.



K.S. Bhatia & Co.

Chartered Accountants

8. According to the information and explanation given to us, the company has not borrowed any money from financial institution or bank or debenture holders. Hence the requirement of clause (viii) of para 3 of the said Order is not applicable.
9. According to the information and explanations given to us, the Company has not raised moneys by way of initial public / further public offer (including debt instruments) during the year under review. The Company has not obtained any term loans during the year. Hence the requirement of clause (ix) of para 3 of the said Order is not applicable.
10. According to the information and explanations given by the management, no fraud by the company or fraud on the company by its officers or employees has been noticed or reported during the year under audit.
11. According to the information and explanations given to us, the Company has not employed any person to whom managerial remuneration is payable during the year under review. Hence the requirement of clause (xi) of para 3 of the said Order is not applicable.
12. According to the information and explanations given by the management, the Company is not a Nidhi Company as prescribed under Section 406 of the Act. Hence the requirement of clause (xii) of para 3 of the said Order is not applicable.
13. According to the information and explanations given to us, the Company has disclosed all the transactions entered into by it as required under sections 177 and 188 of the Companies Act, 2013 and the details are given in Note 11.4 to the financial statements.
14. According to the information and explanations given to us and based on our examination of the records of the Company, the Company has not made any preferential allotment or private placement of shares or fully or partly convertible debentures during the year under review. Hence the requirement of clause (xiv) of para 3 of the said Order is not applicable.
15. According to the information and explanations given to us, the Company has not entered into any non-cash transactions with directors or persons connected with him. Hence the requirement of clause (xv) of para 3 of the said Order is not applicable.
16. According to the information and explanations given to us, the Company is not required to get registered under section 45-1A of the Reserve Bank of India Act, 1934. Hence the requirement of clause (xvi) of para 3 of the said Order is not applicable.

For K. S. Bhatia & Co.

Chartered Accountants

(Firm's Registration No. 114520W)



Kaushik S. Bhatia

Partner

(Membership No.046908)

Place: Mumbai

Dated: 18-05-2018



K.S. Bhatia & Co.
Chartered Accountants

“Annexure B” to the Independent Auditor’s Report

(Referred to in paragraph 2(f) under “Report on Other Legal and Regulatory Requirements” section of report of even date)

Report on the Internal Financial Controls under Clause (i) of Sub-section 3 of Section 143 of the Companies Act, 2013 (“the Act”)

We have audited the internal financial controls over financial reporting of DPI Products And Services Limited (“the Company”), as of March 31, 2018 in conjunction with our audit of the Ind AS financial statements of the Company for the year ended on that date.

Management’s Responsibility for Internal Financial Controls

The Company’s management is responsible for establishing and maintaining internal financial controls based on The Internal Control over financial reporting criteria established by the company considering the essential components of internal control stated in the Guidance Note on Audit of Internal Financial Controls over Financial Reporting issued by the Institute of Chartered Accountants of India. These responsibilities include the design, implementation and maintenance of adequate internal financial controls that were operating effectively for ensuring the orderly and efficient conduct of its business, including adherence to company’s policies, the safeguarding of its assets, the prevention and detection of frauds and errors, the accuracy and completeness of the accounting records, and the timely preparation of reliable financial information, as required under the Companies Act, 2013.

Auditors’ Responsibility

Our responsibility is to express an opinion on the Company’s internal financial controls over financial reporting based on our audit. We conducted our audit in accordance with the Guidance Note on Audit of Internal Financial Controls Over Financial Reporting (the “Guidance Note”) and the Standards on Auditing, issued by ICAI and deemed to be prescribed under section 143(10) of the Companies Act, 2013, to the extent applicable to an audit of internal financial controls, both applicable to an audit of Internal Financial Controls and, both issued by the Institute of Chartered Accountants of India. Those Standards and the Guidance Note require that we comply with ethical requirements and plan and perform the audit to obtain reasonable assurance about whether adequate internal financial controls over financial reporting was established and maintained and if such controls operated effectively in all material respects.

Our audit involves performing procedures to obtain audit evidence about the adequacy of the internal financial controls system over financial reporting and their operating effectiveness. Our audit of internal financial controls over financial reporting included obtaining an understanding of internal financial controls over financial reporting, assessing the risk that a material weakness exists, and testing and evaluating the design and operating effectiveness of internal control based on the assessed risk. The procedures selected depend on the auditor’s judgement, including the assessment of the risks of material misstatement of the Ind AS financial statements, whether due to fraud or error.



K.S. Bhatia & Co.

Chartered Accountants

We believe that the audit evidence we have obtained is sufficient and appropriate to provide a basis for our audit opinion on the Company's internal financial controls system over financial reporting.

Meaning of Internal Financial Controls over Financial Reporting

A company's internal financial control over financial reporting is a process designed to provide reasonable assurance regarding the reliability of financial reporting and the preparation of financial statements for external purposes in accordance with generally accepted accounting principles. A company's internal financial control over financial reporting includes those policies and procedures that (1) pertain to the maintenance of records that, in reasonable detail, accurately and fairly reflect the transactions and dispositions of the assets of the company; (2) provide reasonable assurance that transactions are recorded as necessary to permit preparation of Ind AS financial statements in accordance with generally accepted accounting principles, and that receipts and expenditures of the company are being made only in accordance with authorisations of management and directors of the company; and (3) provide reasonable assurance regarding prevention or timely detection of unauthorised acquisition, use, or disposition of the company's assets that could have a material effect on the financial statements.

Inherent Limitations of Internal Financial Controls over Financial Reporting

Because of the inherent limitations of internal financial controls over financial reporting, including the possibility of collusion or improper management override of controls, material misstatements due to error or fraud may occur and not be detected. Also, projections of any evaluation of the internal financial controls over financial reporting to future periods are subject to the risk that the internal financial control over financial reporting may become inadequate because of changes in conditions, or that the degree of compliance with the policies or procedures may deteriorate.

Opinion

In our opinion, the Company has, in all material respects, an adequate internal financial controls system over financial reporting and such internal financial controls over financial reporting were operating effectively as at March 31, 2018, based on The Internal Control over financial reporting criteria established by the company considering the essential components of internal control stated in the Guidance Note on Audit of Internal Financial Controls Over Financial Reporting issued by the Institute of Chartered Accountants of India.

For K. S. Bhatia & Co.

Chartered Accountants

(Firm's Registration No. 114520W)


Kaushik S. Bhatia

Partner

(Membership No.046908)

Place: Mumbai

Dated: 18-05-2018



DPI PRODUCTS AND SERVICES LIMITED
BALANCE SHEET AS ON 31st MARCH, 2018

(Rs. '000)

Particulars	Note No.	31st March, 2018	31st March, 2017
ASSETS			
1) Non Current Assets			
a) Property, Plant & Equipment	3	2,710.03	2,766.41
b) Financial Assets			
(i) Investments	4	68,403.74	26,949.39
c) Other Non Current Assets	5	5.00	22.50
		71,118.77	29,738.30
2) Current Assets			
a) Financial Assets			
(ii) Cash and Cash Equivalents	6	684.76	23.66
(iii) Loans	7	1,944.51	1,894.51
		2,629.27	1,918.17
Total Assets		73,748.04	31,656.47
EQUITY AND LIABILITIES			
EQUITY			
1) Equity Share Capital	8	2,000.00	2,000.00
2) Other Equity	9	62,787.50	21,432.54
		64,787.50	23,432.54
LIABILITIES			
1) Current Liabilities			
a) Financial Liabilities			
(i) Borrowings	10	8,911.88	8,190.53
(ii) Other Financial Liabilities	11	48.66	33.40
b) Other Current Liabilities	12	-	-
		8,960.54	8,223.93
Total Equity and Liabilities		73,748.04	31,656.47

The notes referred to above form an integral part of the financial statements.

As per our report of even date attached

For K.S.Bhatia & Co
Chartered Accountants

Firm's Registration No: 114520W



Kaushik Bhatia
Partner

Membership No: 046908

Mumbai

Date: 18th May 2018

For and on behalf of the Board of Directors of
DPI Products and Services Limited
CIN - U85100MH1962PLC012345

RASw

R.A.Sui
Director

DIN - 07060026

Mumbai

Date: 18th May 2018

H. J. Bamji

H. J. Bamji
Director

DIN- 08121964

Mumbai

Date: 18th May 2018

DPI PRODUCTS AND SERVICES LIMITED

STATEMENT OF PROFIT & LOSS FOR THE PERIOD ENDED 31st MARCH, 2018

(Rs. '000)

Sr. No.	Particulars	Note No.	31st March, 2018	31st March, 2017
I]	Revenue from Operations	13	195.63	142.65
II]	Other Income		-	-
III]	Total Income [I+II]		195.63	142.65
IV]	Expenses			
	1) Depreciation and Amortization Expenses	3	56.38	64.65
	2) Other Expenses	14	238.64	238.41
	Total Expenses [IV]		295.02	303.06
V]	Profit / (Loss) Before Exceptional Items and Tax [III-IV]		(99.39)	(160.41)
VI]	Exceptional Items		-	-
VII]	Profit / (Loss) Before Tax [V-VI]		(99.39)	(160.41)
VIII]	Tax Expenses			
	1) Current Tax			
	2) Deferred Tax			
	Total Tax Expenses [VIII]		-	-
IX]	Profit / (Loss) for the Period from Continuing Operations [VII-VIII]		(99.39)	(160.41)
X]	Profit / (Loss) from Discontinued Operations		-	-
XI]	Tax Expenses of Discontinued Operations		-	-
XII]	Profit / (Loss) from Discontinued Operations (after Tax) [X-XI]		-	-
XIII]	Profit / (Loss) for the Period [IX+XII]		(99.39)	(160.41)
XIV]	Other Comprehensive Income			
	A (i) Items that will not be classified to Profit or Loss	15	41,454.35	9,430.22
	A (ii) Income Tax relating to Items that will not be reclassified to Profit or Loss			
	B (i) Items that will be classified to Profit or Loss			
	B (ii) Income Tax relating to Items that will be reclassified to Profit or Loss			
XV]	Total Comprehensive Income for the Period [XIII+XIV]		41,354.96	9,269.80
XVI]	Earning Per Equity Share (For Continuing Operations)		-	-
	1) Basic		(4.97)	(8.02)
	2) Diluted		(4.97)	(8.02)
XVII]	Earning Per Equity Share (For Discontinued Operations)			
	1) Basic		-	-
	2) Diluted		-	-
XVIII]	Earning Per Equity Share (For Discontinued & Continuing Operations)			
	1) Basic		(4.97)	(8.02)
	2) Diluted		(4.97)	(8.02)

The notes referred to above form an integral part of the financial statements.

As per our report of even date attached

For K.S.Bhatia & Co
Chartered Accountants

Firm's Registration No : 114520W


Kaushik Bhatia
Partner

Membership No : 046908

Mumbai

Date: 18th May 2018




For and on behalf of the Board of Directors of
DPI Products and Services Limited
CIN - U85100MH1962PLC012345



R.A.Sui
Director
DIN - 07060026

Mumbai

Date: 18th May 2018



H. J. Bamji
Director
DIN- 08121964

Mumbai

Date: 18th May 2018

DPI PRODUCTS AND SERVICES LIMITED
CASHFLOW STATEMENT FOR THE PERIOD ENDED 31st MARCH, 2018

(Rs. '000)

Sr. No.	Particulars	31st March, 2018	31st March, 2017
A]	Cash Flow from Operating Activities		
	Net Profit / (Loss) before tax and extraordinary items	(99.39)	(160.41)
	Adjustment for:		
	> Depreciation	56.38	64.65
	> Dividend Income	(195.63)	-
	Operating profit / (Loss) before working Capital changes	(238.64)	(95.76)
	Adjustment for:		
	> (Increase) / Decrease in Trade & Other Receivables, Other Assets	(32.50)	(4.66)
	> Increase / (Decrease) in Trade Payables and Provisions, Other Liability	15.26	9.00
	Cash From Operations	(255.88)	(91.42)
	Direct Taxes Paid (Net)	-	-
	Net Cash generated from / (Used in) Operating Activities	(255.88)	(91.42)
B]	Cash Flow from Investing Activities		
	Inter Corporate Deposits Placed / Repaid [Net]		
	Inter Corporate Deposits Taken / Called Back [Net]	721.35	(10.16)
	Advances & Loans to Related Parties [Net]	-	(130.00)
	Dividend Income	195.63	-
	Net Cash from / (Used in) Investing activities	916.98	(140.16)
C]	Cash Flow from Financing Activities		
	Net Increase / (Decrease) in Cash and Cash Equivalents (A + B+ C)	661.10	(231.58)
	Cash and Cash Equivalents as at the beginning of the period	23.66	255.25
	Cash and cash equivalents at the end of the period	684.76	23.66
	Difference Increase / (Decrease) in cash balance	661.10	(231.58)

As per our report of even date attached

For **K.S.Bhatia & Co**
Chartered Accountants
Firm's Registration No: 114520W



Kaushik Bhatia
Partner
Membership No: 046908

Mumbai
Date: 18th May 2018

For and on behalf of the Board of Directors of
DPI Products and Services Limited
CIN - U85100MH1962PLC012345

RASw

R.A.Sui
Director
DIN - 07060026

Mumbai
Date: 18th May 2018

HJ Bamji

H. J. Bamji
Director
DIN- 08121964

Mumbai
Date: 18th May 2018

DPI Products and Services Limited

Notes to the financial statements (*Continued*)

for the year ended 31 March 2018

(Currency: Indian rupees)

1. Company overview

DPI Products and Services Limited ("the Company") is a public limited company incorporated under the Companies Act, 1956 ('the Act') and a subsidiary of The Bombay Burmah Trading Corporation, Limited.

2. Significant Accounting Policies

A) Statement of compliance

These financial statements are prepared in accordance with the Indian Accounting Standards (Ind AS) notified under the Companies (Indian Accounting Standards) Rules, 2015 as amended by the Companies (Indian Accounting Standards) (Amendments) Rules, 2016, the relevant provisions of the Companies Act, 2013 ("the Act").

The management and authorities have the power to amend the financial statements in accordance with section 130 and 131 of the Act.

B) Basis of preparation and presentation

i) Basis of Preparation

The financial statements have been prepared on a historical cost basis, except for Certain financial assets and liabilities measured at fair value / Amortised Cost (refer accounting policy regarding financial instruments).

ii) Current-non-current classification

The Company presents assets and liabilities in the balance sheet based on current/non-current classification.

a) An asset shall be classified as current when it satisfies any of the following criteria:

- It is expected to be realized in, or is intended for sale or consumption in, the company's normal operating cycle;
- It is held primarily for the purpose of being traded;
- It is expected to be realized within twelve months after the reporting date; or
- It is Cash or cash equivalent unless it is restricted from being exchanged or used to settle a liability for at least twelve months after the reporting date.

Current assets include the current portion of non-current financial assets.

b) All assets other than current assets shall be classified as non-current.

c) A liability shall be classified as current when it satisfies any of the following criteria:

- It is expected to be settled in the company's normal operating cycle;
- It is held primarily for the purpose of being traded;
- It is due to be settled within twelve months after the reporting date; or
- The company does not have an unconditional right to defer settlement of the liability for at least twelve months after the reporting date.

Current liabilities include the current portion of non-current financial liabilities.

d) All liabilities other than current liabilities shall be classified as non-current.

e) Based on the nature of activities of the company, the operating cycle for the purpose of classification of its assets & liabilities as current non-current is considered as 12 months.



DPI Products and Services Limited

Notes to the financial statements (*Continued*)

for the year ended 31 March 2018

(Currency: Indian rupees)

- iii) Functional and presentation currency
These financial statements are presented in Indian rupees, which is the Company's functional currency. All amounts have been rounded to the nearest thousand, unless otherwise indicated
- iv) Key estimates and judgements
The preparation of financial statements in accordance with Ind AS requires use of estimates and assumptions for some items, which might have an effect on their recognition and measurement in the Balance sheet and Statement of Profit and Loss. The actual amounts realized may differ from these estimates.
- v) Property, plant and Equipment
Property, Plant & Equipment are stated at historical cost. As per Indian Accounting Standards (Ind - AS) the carrying amount of Property, Plant & Equipment as at the end of financial year 2014-15 has been considered as the deemed cost in preparation of financial statements for the financial year 2017-18 and comparatives.
- vi) Investments
Investments are carried at Fair value through Other Comprehensive Income. In case of quotations not available for investments, the fair value is deemed to approximate to cost.
- vii) Income taxes
Tax expense comprises of current tax and deferred tax.
Current tax comprises of the expected tax payable or receivable on the taxable income or loss for the year and any adjustment to the tax payable or receivable in respect of previous years.

Deferred tax assets and liabilities are measured at the tax rates that are expected to apply in the year when the asset is realized or the liability is settled, based on tax rates (and tax laws) that have been enacted or substantively enacted at the reporting date.
- viii) Earnings per share
The basic and diluted earnings per share (EPS) is computed by dividing Net Profit after tax for the year by weighted average number of equity shares outstanding during the year. Diluted earnings per share is computed by dividing the net profit by the weighted average number of equity shares considered for deriving basic earnings per share and also the weighted average number of equity shares that could have been issued upon conversion of all dilutive potential equity shares. Dilutive potential equity shares are deemed converted as of the beginning of the year, unless issued at a later date.
- ix) Revenue Recognition
Dividend income is recognised when the right to receive payment is established
- x) Provisions and Contingencies
a) A provision is recognized when the Company has a present obligation as a result of past events and it is probable that an outflow of resources will be required to settle the obligation in respect of which a reliable estimate can be made.

DPI Products and Services Limited

Notes to the financial statements (Continued)

for the year ended 31 March 2018

(Currency: Indian rupees)

made. These are reviewed at each balance sheet date and adjusted to reflect the current best estimates. Contingent liabilities are disclosed in the notes to the financial statements. If the effect of the time value of money is material, provisions are discounted using a current pre-tax rate that reflects, when appropriate, the risks specific to the liability. When discounting is used, the increase in the provision due to the passage of time is recognised as a finance cost.

- b) A disclosure for a contingent liability is made when there is a possible obligation or a present obligation that may, but probably will not require an outflow of economic benefits or the amount of such obligation cannot be measured reliably. When there is a possible obligation or a present obligation in respect of which likelihood of outflow of resources embodying benefits is remote, no provision or disclosure is made.

xi) Financial Instruments

A financial instrument is any contract that gives rise to a financial asset of one entity and a financial liability or equity instrument of another entity. Financial instruments also include derivative contracts such as foreign currency foreign exchange forward contracts.

a) Financial assets

Classification: On initial recognition, a financial asset is classified as, measured at:

- Amortised cost
- FVOCI equity investment
- FVTPL

Initial recognition and measurement

All financial assets are recognised initially at fair value plus, in the case of financial assets not recorded at fair value through profit or loss, transaction costs that are attributable to the acquisition of the financial asset. Purchases or sales of financial assets that require delivery of assets within a time frame established by regulation or convention in the market place (regular way trades) are recognised on the trade date, i.e., the date that the company commits to purchase or sell the asset.

Equity investments

All equity investments are measured at fair value through Other Comprehensive Income

b) Financial Liabilities

Classification: Financial liabilities are measured at Amortised cost

e



DPI PRODUCTS AND SERVICES LIMITED

Note : 3 : Property, Plant & Equipment

(Rs. '000)

Particulars	Tangible Assets		Total Tangible Assets
	Freehold Land	Buildings	
For the Year Ended 31st March, 2017			
Gross Carrying Amount			
Deemed Cost as at 1st April, 2016	1,400.47	1,430.59	2,831.06
Exchange Differences	-	-	-
Additions	-	-	-
Disposals	-	-	-
Closing Gross Carrying Amount	1,400.47	1,430.59	2,831.06
Accumulated Depreciation			
As at 1st April, 2016	-	-	-
Depreciation charge during the year	-	64.65	64.65
Disposals/Transfers	-	-	-
Closing Accumulated Depreciation	-	64.65	64.65
For the Year Ended 31st March, 2018			
Opening as at 1st April, 2017	1,400.47	1,430.59	2,831.06
Additions	-	-	-
Disposals / Transfers	-	-	-
Closing Gross Carrying Amount	1,400.47	1,430.59	2,831.06
Accumulated Depreciation			
As at 1st April, 2017	-	64.65	64.65
Depreciation charge during the year	-	56.38	56.38
Disposals/Transfers	-	-	-
Closing Accumulated Depreciation	-	121.03	121.03
Net Carrying Amount as on 31st March, 2017	1,400.47	1,365.94	2,766.41
Net Carrying Amount as on 31st March, 2018	1,400.47	1,309.56	2,710.03

Changes in the Carrying Value of Property, Plant & Equipment

(Rs. '000)

Freehold Land	2017-18	2016-17
Opening Gross Block	1,400.47	1,400.47
Opening Accumulated Depreciation	-	-
Opening Net Block	1,400.47	1,400.47
IndAS Adjustments	-	-
Deemed Cost	1,400.47	1,400.47

Buildings	2017-18	2016-17
Opening Gross Block	1,495.24	4,470.66
Opening Accumulated Depreciation	-	2,975.42
Opening Net Block	1,495.24	1,495.24
IndAS Adjustments	-	-
Deemed Cost	1,495.24	1,495.24



DPI PRODUCTS AND SERVICES LIMITED
Note : 4 : Non Current Investments
(Rs. '000)

Sr. No.	Particulars	31st March, 2018	31st March, 2017
	Quoted Non Current Investments - FVOCI		
a)	Investments in Equity Instruments		
>	2,64,900 (previous year : 2,64,900) Equity shares of Rs.2 each fully paid of The Bombay Dyeing & Manufacturing Company Limited	63,403.82	21,986.70
>	600 (previous year : 600) Equity shares of Rs.10 each fully paid of ACC Ltd.	904.92	867.69
		64,308.74	22,854.39
	Unquoted Non Current Investments - FVOCI		
b)	Investments in Equity Instruments		
>	400,000 (previous year : 400,000) Equity shares of Rs. 10 each fully paid up of Subham Vinnyog Private Limited	4,000.00	4,000.00
>	950 (previous year : 950) Equity shares of Rs. 10 each fully paid up of Bombay Burmah Trading Employees Welfare Co Ltd	95.00	95.00
		4,095.00	4,095.00
	Total	68,403.74	26,949.39
	Aggregate amount of Quoted Investments	24,505.21	24,505.21
	Aggregate Market Value of Quoted Investments	64,308.74	22,854.39
	Aggregate amount of Unquoted Investments	4,095.00	4,095.00

Note : 5 : Non Current Assets - Other Assets

Sr. No.	Particulars	31st March, 2018	31st March, 2017
a)	Prepaid Expenses	-	17.50
b)	Advance for Expenses	5.00	5.00
	Total	5.00	22.50


Note : 6 : Cash & Cash Equivalents

Sr. No.	Particulars	31st March, 2018	31st March, 2017
a)	Balances with banks - In current accounts	684.76	23.66
	Total	684.76	23.66

Note : 7 : Current Financial Assets - Loans

Sr. No.	Particulars	31st March, 2018	31st March, 2017
a)	Loans to Related Parties		
i)	Loans to Subsidiary Company	1,944.51	1,894.51
	Total	1,944.51	1,894.51

e



DPI PRODUCTS AND SERVICES LIMITED**Note : 8 : Equity Share Capital****(Rs. '000)**

a) Authorised Share Capital

Particulars	Number of Shares	Amount (Rs.)
Equity Shares of Rs. 100/- each As at 1st April, 2016	25,000	2,500.00
Increase during the year 2016 - 17	-	-
Equity Shares of Rs. 100/- each As at 31st March, 2017	25,000	2,500.00
Increase during the year 2017 - 18	-	-
Equity Shares of Rs. 100/- each As at 31st March, 2018	25,000	2,500.00

b) Issued, Subscribed and Paid up Share Capital

Particulars	Number of Shares	Amount (Rs.)
Equity Shares of Rs. 100/- each As at 1st April, 2016	20,000	2,000.00
Increase during the year 2016 - 17	-	-
Equity Shares of Rs. 100/- each As at 31st March, 2017	20,000	2,000.00
Increase during the year 2017 - 18	-	-
Equity Shares of Rs. 100/- each As at 31st March, 2018	20,000	2,000.00

c) Terms and Rights attached to Equity Shares

Equity shares have Par value of INR 100/- (Previous Year INR 100/-). They entitle the holder to participate in dividends, and to share in the proceeds of winding up the company in proportion to the number of and amount paid on the shares
The Company declares and pays Dividends in Indian Rupees. The Dividend Proposed by the Board of Directors is subject to the Approval of the shareholders in the ensuing Annual General Meeting

d) Details of shares held by each shareholder holding more than 5% shares

Sr. No.	Name of the Shareholders	31st March, 2018	% Holding	31st March, 2017	% Holding
1	The Bombay Burmah Trading Corporation Limited (Including its Nominees)	20,000	100.00	20,000	100.00
		20,000	100.00	20,000	100.00



DPI PRODUCTS AND SERVICES LIMITED

Note : 9 : Reserves & Surplus

(Rs. '000)

Particulars	31st March, 2018	31st March, 2017
Capital Reserve	127.11	127.11
General Reserves	23,544.17	23,544.17
Equity Instruments through OCI	39,803.53	(1,650.82)
Retained Earnings	(687.31)	(587.92)
Total	62,787.50	21,432.54

Capital Reserve

Particulars	31st March, 2018	31st March, 2017
Opening Balance	127.11	127.11
Additions / Transfers	-	-
Closing Balance	127.11	127.11

General Reserves

Particulars	31st March, 2018	31st March, 2017
Opening Balance	23,544.17	23,544.17
Additions / Transfers	-	-
Closing Balance	23,544.17	23,544.17

Equity Instruments through OCI

Particulars	31st March, 2018	31st March, 2017
Opening Balance	(1,650.82)	(11,081.04)
Additions / Transfers		
> Fair Value of equity instruments	41,454.35	9,430.22
Closing Balance	39,803.53	(1,650.82)

Retained Earnings

Particulars	31st March, 2018	31st March, 2017
Opening Balance	(587.92)	(427.51)
Additions / Transfers		
Add : Profit/(Loss) for The Year	(99.39)	(160.41)
Closing Balance	(687.31)	(587.92)

2



DPI PRODUCTS AND SERVICES LIMITED**Note : 10 : Current Borrowings****(Rs. '000)**

Sr. No.	Particulars	31st March, 2018	31st March, 2017
a)	Unsecured Loans from Related Parties		
i)	The Bombay Burmah Trading Corporation Limited (Holding Co.)	8,886.88	8,190.53
ii)	Inor Medical Products Limited	25.00	-
	Total	8,911.88	8,190.53

Note : 11 : Other Current Financial Liabilities

Sr. No.	Particulars	31st March, 2018	31st March, 2017
a)	Expenses Payable	48.66	33.40
	Total	48.66	33.40

Note : 12 : Other Current Liabilities

Sr. No.	Particulars	31st March, 2018	31st March, 2017
a)	Statutory Liability	-	-
	Total	-	-



DPI PRODUCTS AND SERVICES LIMITED

Note : 13 : Revenue from Operations

(Rs. '000)

Sr. No.	Particulars	31st March, 2018	31st March, 2017
a)	Other Operating Revenues (Dividend Income)	195.63	142.65
	Total	195.63	142.65

Note : 14 : Other Expenses

Sr. No.	Particulars	31st March, 2018	31st March, 2017
a)	Rates and taxes	126.25	125.64
b)	Electricity	14.89	14.92
c)	Legal and professional fees	23.90	17.80
d)	Payment to auditors - Statutory audit (K S BHATIA & Co.)	24.20	23.00
e)	Rent		
f)	Repairs to buildings	49.39	15.00
g)	Maintenance of Land	-	40.00
h)	Miscellaneous expenses	0.01	2.04
	Total	238.64	238.41

Note : 15 : Other Comprehensive Income (OCI)

Sr. No.	Particulars	31st March, 2018	31st March, 2017
a)	Items that will not be reclassified to Profit or Loss		
i)	Equity Instruments Through Other Comprehensive Income	41,454.35	9,430.22
	Total	41,454.35	9,430.22

↑



DPI Products and Services Limited

Notes to the financial statements (Continued)

for the year ended 31 March 2018

(Currency: Indian rupees)

Other Notes (Rupees in '000)

16.1 Micro, Small and Medium Enterprises

Based on the information and records available with the management, there are no dues outstanding to micro and small enterprises covered under the Micro, Small and Medium Enterprises Development Act, 2006 as at 31 March 2018 and as at 31 March 2017.

16.2 Payment to auditors' (excluding GST)

Particulars	For the year ended 31 March 2018	For the year ended 31 March 2017
Statutory audit fee	24.20	23.00
Reimbursement of expenses	-	-
Total	24.20	23.00


16.3 Deferred taxes

Particulars	31 March 2018	31 March 2017
Deferred Tax Assets		
On unabsorbed business losses	394.53	514.97
On difference in Written Down Value of fixed assets/ Depreciation	23.16	22.17
Total (A)	417.69	537.14
Deferred tax liabilities	-	-
Total (B)	-	-
Deferred tax assets (net) (A) – (B)	417.69	537.14

Deferred tax asset is recognised only to the extent of deferred tax liabilities, as this amount is considered to be virtually certain of realisation. The remaining amount of deferred tax assets Rs.417.69 (Previous year Rs.537.14) is not recognised as it is not considered to be virtually certain of realisation.

16.4 Earnings per share

Particulars	31 March 2017	31 March 2016
Net profit / (loss) attributable to equity shareholders (as per the statement of profit and loss)	(99.38)	(160.41)
Calculation of weighted average number of equity shares for basic and diluted earnings per share		
Number of equity shares at the beginning of the year	20,000	20,000
Number of equity shares at the end of the year	20,000	20,000
Weighted average number of equity shares outstanding during the year	20,000	20,000
Basic and diluted earnings per equity share of Rs 100 each	(4.97)	(8.02)



DPI Products and Services Limited

Notes to the financial statements (Continued)

for the year ended 31 March 2018

(Currency: Indian rupees)

16.5 Segment reporting

Based on guiding principles in the AS 17 - "Segment Reporting," the primary business segment of the Company is investments. As the Company operates in a single primary business segment, disclosure requirements are not applicable. There is no reportable secondary segment.

16.6 Related party transactions

Related party and nature of the related party relationship where control exists, irrespective of whether or not there have been transactions between the related parties:

<u>Holding Company:</u> The Bombay Burmah Trading Corporation Limited
<u>Subsidiary:</u> Subham Viniyog Private Limited

Transactions with related party have been set out as below:

Particulars	31 March 2018	31 March 2017
Loan received/(repaid) from/(to) holding company	696.45	(10.16)
Advance given to subsidiary	50.00	130.00
Outstanding payable to holding company	8,886.88	8,190.53
Outstanding receivable from subsidiary company	1,944.51	1,894.51


16.7 Financial instruments – Fair values and risk management

16.7.1 Financial instruments – Fair values and risk management

Set out below, is a comparison by class of the carrying amounts and fair value of the Company's financial instruments, other than those with carrying amounts that are reasonable approximations of fair values:

A. Accounting classification and fair values

Particulars	Carrying Amount				Fair Value			
	FVTPL	FVTOCI	Amortised Cost	Total	Level 1	Level 2	Level 3	Total
March 31, 2018								
<u>Financial Assets</u>								
Non-Current Investments		64,308.74	4,095.00	68,403.74	64,308.74		4,095.00	68,403.74
Current Investments								



DPI Products and Services Limited

Notes to the financial statements (Continued)

for the year ended 31 March 2018

(Currency: Indian rupees)

Financial Liabilities								
Non-Current Borrowings								
March 31, 2017								
Financial Assets								
Non-Current Investments		22,854.39	4,095.00	26,949.39	22,854.39		4,095.00	26,949.39
Current Investments								
Financial Liabilities								
Non-Current Borrowings								

B. Measurement of fair values

Valuation techniques and significant unobservable inputs. The following tables show the valuation techniques used in measuring Level 2 and Level 3 fair values, as well as the significant unobservable inputs used.

Financial instruments measured at fair value

Type	Valuation technique	Significant unobservable inputs	Inter-relationship between significant unobservable inputs and fair value measurement
Equity securities	Market comparison technique: The valuation model is based on market multiples derived from quoted prices of companies comparable to the investee and the expected revenue and EBITDA of the investee.	a. Forecast annual revenue growth RATE b. Forecast EBITDA c. Adjusted market multiple	The estimated fair value would increase (decrease) if: - the annual revenue growth rate were higher/ (lower) - the EBITDA margins were higher/(lower)
Derivative instruments	Forward pricing: The fair value is determined using quoted forward exchange rates at the reporting date and present value calculations based on high credit quality yield curves in the respective currency.	Not applicable	Not applicable

©



DPI Products and Services Limited

Notes to the financial statements (*Continued*)

for the year ended 31 March 2018

(Currency: Indian rupees)

C. Financial risk management

Market risk is the risk that changes in market prices – such as interest rates and equity prices – will affect the Company's income or the value of its holdings of financial instruments. Market risk is attributable to all market risk sensitive financial instruments and long term debt.

The Company has exposure to the following risks arising from financial instruments:

- Credit risk ;
- Liquidity risk ; and
- Interest rate risk
- Price risk

Risk management framework

The Company's board of directors has overall responsibility for the establishment and oversight of the Company's risk management framework.

The Company's risk management policies are established to identify and analyse the risks faced by the Company, to set appropriate risk limits and controls and to monitor risks and adherence to limits. Risk management policies and systems are reviewed regularly to reflect changes in market conditions and the Company's activities.

Credit risk : Credit risk is the risk of financial loss to the Company if a counterparty to a financial instrument fails to meet its contractual obligations. The carrying amount of following financial assets represents the maximum credit exposure:

Cash and cash equivalents

The Company held cash and cash equivalents of Rs. 684.76 thousands at March 31, 2018 (March 31, 2017: Rs. 23.66 thousands). The cash and cash equivalents are held with banks with good credit ratings and financial institution counterparties with good market standing.

Liquidity risk : Liquidity risk is the risk that the Company will encounter difficulty in meeting the obligations associated with its financial liabilities that are settled by delivering cash or another financial asset. The Company's approach to managing liquidity is to ensure, as far as possible, that it will have sufficient liquidity to meet its liabilities when they are due, under both normal and stressed conditions, without incurring unacceptable losses or risking damage to the Company's reputation.

Market risk : Market risk is the risk that changes in market prices – such as foreign exchange rates, interest rates and equity prices – will affect the Company's income or the value of its holdings of financial instruments. Market risk is attributable to all market risk sensitive financial instruments including foreign currency receivables and payables and long term debt. We are exposed to market risk primarily related to foreign exchange rate risk, interest rate risk and the market value of our investments. Thus, our exposure to market risk is a function of investing and borrowing activities and revenue generating and operating activities in foreign currency. The objective of market risk management is to avoid excessive exposure in our foreign currency revenues and costs.

C



DPI Products and Services Limited

Notes to the financial statements (Continued)

for the year ended 31 March 2018

(Currency: Indian rupees)

Interest rate risk : Interest rate risk can be either fair value interest rate risk or cash flow interest rate risk. Fair value interest rate risk is the risk of changes in fair values of fixed interest bearing investments because of fluctuations in the interest rates. Cash flow interest rate risk is the risk that the future cash flows of floating interest bearing investments will fluctuate because of fluctuations in the interest rates.

Price Risk: Price risk the risk that the fair value or future cash flow of a financial instrument will fluctuate because of changes in market prices not related to interest rate risk or currency exchange risk, whether those changes are caused by factors specific to the individual financial instrument or its issuer, or factors affecting all similar financial instruments traded in the market.

Capital Management : The Company's policy is to maintain a strong capital base so as to maintain investor, creditor and market confidence and to sustain future development of the business. Management monitors the return on capital as well as the level of dividends to ordinary shareholders.

16.8 The disclosure as per Ind-AS are to the extent applicable, relevant, significant or material in the preparation and presentation of these financial statements.

As per our report of even date attached.

For **K S Bhatia & Co**

Chartered Accountants

Firm's Registration No: 114520W




Kaushik Bhatia

Partner

Membership No: 046908

Mumbai

Date :18th May 2018

For and on behalf of the Board of Directors of

DPI Products and Services Limited

CIN - U85100MH1962PLC012345




R. A. Sui

Director

DIN - 07060026

Mumbai

Date :18th May 2018



H. J. Bamji

Director

DIN - 08121964

Mumbai

Date: 18th May 2018