

Financial Statements and Independent Auditor's Report

J.B. Mangharam Foods Private Limited

31 March 2023

Contents

Details of Financial Statements	Page
Independent Auditors' Report	
Balance Sheet	1
Statement of Profit and Loss	2
Statement of Changes in Equity	3
Statement of Cash Flows	4
Notes to Financial Statements	5 - 26

Walker Chandiook & Co LLP

Walker Chandiook & Co LLP
5th Floor, No.65/2, Block 'A',
Bagmane Tridib, Bagmane
Tech Park, C V Raman Nagar,
Bengaluru
560093

T +91 80 4243 0700
F +91 80 4126 1228

Independent Auditor's Report

To the Members of J.B. Mangharam Foods Private Limited

Report on the Audit of the Financial Statements

Opinion

1. We have audited the accompanying financial statements of J.B. Mangharam Foods Private Limited ('the Company'), which comprise the Balance Sheet as at 31 March 2023, the Statement of Profit and Loss (including Other Comprehensive Income), the Statement of Cash Flows, the Statement of Changes in Equity for the year then ended, and Notes to the financial statements, including a summary of the significant accounting policies and other explanatory information.
2. In our opinion and to the best of our information and according to the explanations given to us, the aforesaid financial statements give the information required by the Companies Act, 2013 ('the Act') in the manner so required and give a true and fair view, in conformity with the Indian Accounting Standards ('Ind AS') specified under Section 133 of the Act, read with the Companies (Indian Accounting Standards) Rules, 2015 and other accounting principles generally accepted in India, of the state of affairs of the Company as at 31 March 2023, and its profit (including other comprehensive loss), its cash flows and the changes in equity for the year ended on that date.

Basis for Opinion

3. We conducted our audit in accordance with the Standards on Auditing specified under Section 143(10) of the Act. Our responsibilities under those standards are further described in the Auditor's Responsibilities for the Audit of the Financial Statements section of our report. We are independent of the Company in accordance with the Code of Ethics issued by the Institute of Chartered Accountants of India ('ICAI') together with the ethical requirements that are relevant to our audit of the financial statements under the provisions of the Act and the rules thereunder, and we have fulfilled our other ethical responsibilities in accordance with these requirements and the Code of Ethics. We believe that the audit evidence we have obtained is sufficient and appropriate to provide a basis for our opinion.



Chartered Accountants

Offices in Bengaluru, Chandigarh, Chennai, Gurgaon, Hyderabad, Kochi, Kolkata, Mumbai, New Delhi, Noida and Pune

Walker Chandiook & Co LLP is registered
with limited liability with identification
number AAC-2093 and its registered office
at L-41 Connaught Circus, New Delhi,
110001, India

Walker Chandiook & Co LLP

Information other than the Financial Statements and Auditor's Report thereon

4. The Company's Board of Directors are responsible for the other information. The other information comprises the information included in the Board's Report but does not include the financial statements and our auditor's report thereon.

Our opinion on the financial statements does not cover the other information and we do not express any form of assurance conclusion thereon.

In connection with our audit of the financial statements, our responsibility is to read the other information and, in doing so, consider whether the other information is materially inconsistent with the financial statements or our knowledge obtained in the audit or otherwise appears to be materially misstated.

If, based on the work we have performed, we conclude that there is a material misstatement of this other information, we are required to report that fact. We have nothing to report in this regard.

Responsibilities of Management for the Financial Statements

5. The accompanying financial statements have been approved by the Company's Board of Directors. The Company's Board of Directors are responsible for the matters stated in Section 134(5) of the Act with respect to the preparation and presentation of these financial statements that give a true and fair view of the financial position, financial performance including other comprehensive income and cash flows of the Company in accordance with the Ind AS specified under Section 133 of the Act and other accounting principles generally accepted in India. This responsibility also includes maintenance of adequate accounting records in accordance with the provisions of the Act for safeguarding of the assets of the Company and for preventing and detecting frauds and other irregularities; selection and application of appropriate accounting policies; making judgments and estimates that are maintainable and prudent; and design, implementation and maintenance of adequate internal financial controls, that were operating effectively for ensuring the accuracy and completeness of the accounting records, relevant to the preparation and presentation of the financial statements that give a true and fair view and are free from material misstatement, whether due to fraud or error.
6. In preparing the financial statements, the Board of Directors are responsible for assessing the Company's ability to continue as a going concern, disclosing, as applicable, matters related to going concern and using the going concern basis of accounting unless the Board of Directors either intend to liquidate the Company or to cease operations, or has no realistic alternative but to do so.

Auditor's Responsibilities for the Audit of the Financial Statements

7. Our objectives are to obtain reasonable assurance about whether the financial statements as a whole are free from material misstatement, whether due to fraud or error, and to issue an auditor's report that includes our opinion. Reasonable assurance is a high level of assurance but is not a guarantee that an audit conducted in accordance with Standards on Auditing will always detect a material misstatement when it exists. Misstatements can arise from fraud or error and are considered material if, individually or in the aggregate, they could reasonably be expected to influence the economic decisions of users taken on the basis of these financial statements.
8. As part of an audit in accordance with Standards on Auditing specified under Section 143(10) of the Act, we exercise professional judgment and maintain professional skepticism throughout the audit. We also:
- Identify and assess the risks of material misstatement of the financial statements, whether due to fraud or error, design and perform audit procedures responsive to those risks, and obtain audit evidence that is sufficient and appropriate to provide a basis for our opinion. The risk of not detecting a material misstatement resulting from fraud is higher than for one resulting from error, as fraud may involve collusion, forgery, intentional omissions, misrepresentations, or the override of internal control;
 - Obtain an understanding of internal control relevant to the audit in order to design audit procedures that are appropriate in the circumstances. Under Section 143(3)(i) of the Act, we are also responsible for expressing our opinion on whether the Company has adequate internal financial controls with reference to financial statements in place and the operating effectiveness of such controls;



My

Walker Chandiook & Co LLP

- Evaluate the appropriateness of accounting policies used and the reasonableness of accounting estimates and related disclosures made by management;
 - Conclude on the appropriateness of Board of Directors' use of the going concern basis of accounting and, based on the audit evidence obtained, whether a material uncertainty exists related to events or conditions that may cast significant doubt on the Company's ability to continue as a going concern. If we conclude that a material uncertainty exists, we are required to draw attention in our auditor's report to the related disclosures in the financial statements or, if such disclosures are inadequate, to modify our opinion. Our conclusions are based on the audit evidence obtained up to the date of our auditor's report. However, future events or conditions may cause the Company to cease to continue as a going concern; and
 - Evaluate the overall presentation, structure and content of the financial statements, including the disclosures, and whether the financial statements represent the underlying transactions and events in a manner that achieves fair presentation.
9. We communicate with those charged with governance regarding, among other matters, the planned scope and timing of the audit and significant audit findings, including any significant deficiencies in internal control that we identify during our audit.

Report on Other Legal and Regulatory Requirements

10. Based on our audit, we report that the Company has not paid or provided for any managerial remuneration during the year. Accordingly, reporting under Section 197(16) of the Act is not applicable.
11. As required by the Companies (Auditor's Report) Order, 2020 ('the Order') issued by the Central Government of India in terms of Section 143(11) of the Act, we give in the Annexure I, a statement on the matters specified in paragraphs 3 and 4 of the Order, to the extent applicable.
12. Further to our comments in Annexure I, as required by Section 143(3) of the Act, based on our audit, we report, to the extent applicable, that:
- a) We have sought and obtained all the information and explanations which to the best of our knowledge and belief were necessary for the purpose of our audit of the accompanying financial statements;
 - b) In our opinion, proper books of account as required by law have been kept by the Company so far as it appears from our examination of those books;
 - c) The financial statements dealt with by this report are in agreement with the books of account;
 - d) In our opinion, the aforesaid financial statements comply with the Ind AS specified under Section 133 of the Act;
 - e) On the basis of the written representations received from the directors and taken on record by the Board of Directors, none of the directors is disqualified as on 31 March 2023 from being appointed as a director in terms of Section 164(2) of the Act;
 - f) With respect to the adequacy of the internal financial controls with reference to financial statements of the Company as on 31 March 2023 and operating effectiveness of such controls, refer to our separate Report in Annexure II wherein we have expressed an unmodified opinion; and
 - g) With respect to the other matters to be included in the Auditor's Report in accordance with Rule 11 of the Companies (Audit and Auditors) Rules, 2014 (as amended), in our opinion and to the best of our information and according to the explanations given to us:

The Company as detailed in note 28 to the financial statements, has disclosed the impact of pending litigations on its financial positions as at 31 March 2023;




2

Walker Chandiook & Co LLP

- ii. The Company did not have any long-term contracts including derivative contracts for which there were any material foreseeable losses as at 31 March 2023;
- iii. There were no amounts which were required to be transferred to the Investor Education and Protection Fund by the Company during the year ended 31 March 2023;
- iv. a. The management has represented that, to the best of its knowledge and belief, as disclosed in Note 34 to the financial statements, no funds have been advanced or loaned or invested (either from borrowed funds or securities premium or any other sources or kind of funds) by the Company to or in any person(s) or entity(ies), including foreign entities ('the intermediaries'), with the understanding, whether recorded in writing or otherwise, that the intermediary shall, whether, directly or indirectly lend or invest in other persons or entities identified in any manner whatsoever by or on behalf of the Company ('the Ultimate Beneficiaries') or provide any guarantee, security or the like on behalf the Ultimate Beneficiaries;
- b. The management has represented that, to the best of its knowledge and belief, disclosed in Note 34 to the financial statements, no funds have been received by the Company from any person(s) or entity(ies), including foreign entities ('the Funding Parties'), with the understanding, whether recorded in writing or otherwise, that the Company shall, whether directly or indirectly, lend or invest in other persons or entities identified in any manner whatsoever by or on behalf of the Funding Party ('Ultimate Beneficiaries') or provide any guarantee, security or the like on behalf of the Ultimate Beneficiaries; and
- c. Based on such audit procedures performed as considered reasonable and appropriate in the circumstances, nothing has come to our notice that has caused us to believe that the management representations under sub-clauses (a) and (b) above contain any material misstatement.;
- v. The Company has not declared or paid any dividend during the year ended 31 March 2023; and
- vi. Proviso to Rule 3(1) of the Companies (Accounts) Rules, 2014 requires all companies which use accounting software for maintaining their books of account, to use such an accounting software which has a feature of audit trail, with effect from the financial year beginning on 01 April 2023 and accordingly, reporting under Rule 11(g) of Companies (Audit and Auditors) Rules, 2014 (as amended) is not applicable for the current financial year.

For **Walker Chandiook & Co LLP**
Chartered Accountants
Firm's Registration No.: 001076N/N500013



Aasheesh Arjun Singh
Partner
Membership No.: 210122
UDIN: 23210122BGXARY6002



Bengaluru
04 May 2023

Walker Chandiook & Co LLP

Annexure I referred to in Paragraph 11 of the Independent Auditor's Report of even date to the members of J.B. Mangharam Foods Private Limited on the financial statements for the year ended 31 March 2023

In terms of the information and explanations sought by us and given by the Company and the books of account and records examined by us in the normal course of audit and to the best of our knowledge and belief, we report that:

- (i) (a) (A) The Company has maintained proper records showing full particulars, including quantitative details and situation of property, plant and equipment and right of use assets.
- (B) The Company has maintained proper records showing full particulars of intangible assets.
- (b) The Company has a regular programme of physical verification of its property, plant and equipment and right of use assets under which the assets are physically verified in a phased manner over a period of three years, which in our opinion, is reasonable having regard to the size of the Company and the nature of its assets. In accordance with this programme, certain property, plant and equipment and right of use assets were verified during the year and no material discrepancies were noticed on such verification.
- (c) The Company does not own any immovable property (other than properties where the Company is the lessee and the lease agreements are duly executed in favour of the lessee). Accordingly, reporting under clause 3(i)(c) of the Order is not applicable to the Company.
- (d) The Company has not revalued its Property, Plant and Equipment or intangible assets during the year.
- (e) No proceedings have been initiated or are pending against the Company for holding any benami property under the Prohibition of Benami Property Transactions Act, 1988 (as amended) and rules made thereunder.
- (ii) (a) The management has conducted physical verification of inventory at reasonable intervals during the year. In our opinion, the coverage and procedure of such verification by the management is appropriate and no discrepancies of 10% or more in the aggregate for each class of inventory were noticed as compared to book records.
- (b) The Company has not been sanctioned working capital limits by banks or financial institutions on the basis of security of current assets at any point of time during the year. Accordingly, reporting under clause 3(ii)(b) of the Order is not applicable to the Company.
- (iii) The Company has not made any investment in, provided any guarantee or security or granted any loans or advances in the nature of loans, secured or unsecured to companies, firms, Limited Liability Partnerships (LLPs) or any other parties during the year. Accordingly, reporting under clause 3(iii) of the Order is not applicable to the Company.
- (iv) The Company has not entered into any transaction covered under Sections 185 and 186 of the Act. Accordingly, reporting under clause 3(iv) of the Order is not applicable to the Company.
- (v) In our opinion, and according to the information and explanations given to us, the Company has not accepted any deposits or there are no amounts which have been deemed to be deposits within the meaning of Sections 73 to 76 of the Act and the Companies (Acceptance of Deposits) Rules, 2014 (as amended). Accordingly, reporting under clause 3(v) of the Order is not applicable to the Company.
- (vi) The Central Government has not specified maintenance of cost records under sub-section (1) of Section 148 of the Act, in respect of the Company's products/ services / business activities. Accordingly, reporting under clause 3(vi) of the Order is not applicable.



Walker Chandiook & Co LLP

Annexure I referred to in Paragraph 11 of the Independent Auditor's Report of even date to the members of J.B. Mangharam Foods Private Limited on the financial statements for the year ended 31 March 2023 (Cont'd)

(vii)(a) In our opinion, and according to the information and explanations given to us, the Company is regular in depositing undisputed statutory dues including goods and services tax, provident fund, employees' state insurance, income-tax, cess and other material statutory dues, as applicable, with the appropriate authorities. Further, no undisputed amounts payable in respect thereof were outstanding at the year-end for a period of more than six months from the date they became payable.

(b) According to the information and explanations given to us, there are no statutory dues referred to in sub-clause (a) above that have not been deposited with the appropriate authorities on account of any dispute except for the following

(amount in ₹ thousands)

Name of the statute	Nature of dues	Amount	Amount paid under Protest	Period to which the amount relates	Forum where dispute is pending
Income Tax Act, 1961	Income Tax	2,424	-	2002-03	High Court, Mumbai
		3,589	-	2004-05	
		2,223	-	2018-19	Appellate Authority upto Commissioner Level
Integrated Goods and Service tax act, 2017 Central Goods and Service tax act, 2017 State Goods and Service tax act, 2017	GST	11,220	1,019	2020-22	Appellate Authority upto Commissioner Level
Madhya Pradesh Value Added Tax, 2022	Value added tax	336	75	2005-07	Appellate Authority upto Commissioner Level
Finance Act, 1994	Service Tax	20,479	1,536	2012-17	Customs Excise & Service Tax Appellate Tribunal (CESTAT)
		1,785	178	2017-18	Appellate Authority upto Commissioner Level
Central Excise Act, 1944	Excise Duty	34,669	-	2008-10	CESTAT and High Court, Madhya Pradesh

(viii) According to the information and explanations given to us, no transactions were surrendered or disclosed as income during the year in the tax assessments under the Income-tax Act, 1961 (43 of 1961) which have not been previously recorded in the books of accounts.

(ix)(a) According to the information and explanations given to us, the Company has not defaulted in repayment of its loans or borrowings or in the payment of interest thereon to any lender.

(b) According to the information and explanations given to us including confirmations received from banks/ financial institution and/or other lenders and representation received from the management of the Company, and on the basis of our audit procedures, we report that the Company has not been declared a willful defaulter by any bank or financial institution or government or any government authority.



MY

Walker Chandiook & Co LLP

Annexure I referred to in Paragraph 11 of the Independent Auditor's Report of even date to the members of J.B. Mangharam Foods Private Limited on the financial statements for the year ended 31 March 2023 (Cont'd)

- (c) In our opinion and according to the information and explanations given to us, the Company has not raised any money by way of term loans during the year and there has been no utilisation during the current year of the term loans obtained by the Company during any previous years. Accordingly, reporting under clause 3(ix)(c) of the Order is not applicable to the Company.
- (d) In our opinion and according to the information and explanations given to us, the Company has not raised any funds on short term basis during the year. Accordingly, reporting under clause 3(ix)(d) of the Order is not applicable to the Company.
- (e) According to the information and explanations given to us and on an overall examination of the financial statements of the Company, the Company has not taken any funds from any entity or person on account of or to meet the obligations of its associate.
- (f) According to the information and explanations given to us, the Company has not raised any loans during the year on the pledge of securities held in its associate.
- (x) (a) The Company has not raised any money by way of initial public offer or further public offer (including debt instruments), during the year. Accordingly, reporting under clause 3(x)(a) of the Order is not applicable to the Company.
- (b) According to the information and explanations given to us and on the basis of our examination of the records of the Company, the Company has not made any preferential allotment or private placement of shares or (fully, partially or optionally) convertible debentures during the year. Accordingly, reporting under clause 3(x)(b) of the Order is not applicable to the Company.
- (xi)(a) To the best of our knowledge and according to the information and explanations given to us, no fraud by the Company or no material fraud on the Company has been noticed or reported during the period covered by our audit.
- (b) According to the information and explanations given to us including the representation made to us by the management of the Company, no report under sub-section 12 of Section 143 of the Act has been filed by the auditors in Form ADT-4 as prescribed under Rule 13 of Companies (Audit and Auditors) Rules, 2014, with the Central Government for the period covered by our audit.
- (c) According to the information and explanations given to us including the representation made to us by the management of the Company, there are no whistle-blower complaints received by the Company during the year.
- (xii) The Company is not a Nidhi Company and the Nidhi Rules, 2014 are not applicable to it. Accordingly, reporting under clause 3(xii) of the Order is not applicable to the Company.
- (xiii) In our opinion and according to the information and explanations given to us, all transactions entered into by the Company, with the related parties are in compliance with Section 188 of the Act. The details of such related party transactions have been disclosed in the financial statements etc., as required under Indian Accounting Standard (Ind AS) 24, Related Party Disclosures specified in Companies (Indian Accounting Standards) Rules 2015 as prescribed under Section 133 of the Act. Further, according to the information and explanations given to us, the Company is not required to constitute an audit committee under Section 177 of the Act.
- (xiv) (a) In our opinion and according to the information and explanations given to us, the Company has an internal audit system as per the provisions of Section 138 of the Act which is commensurate with the size and nature of its business.

We have considered the reports issued by the Internal Auditors of the Company till date for the period under audit.



Handwritten signature

Walker Chandiook & Co LLP

Annexure I referred to in Paragraph 11 of the Independent Auditor's Report of even date to the members of J.B. Mangharam Foods Private Limited on the financial statements for the year ended 31 March 2023 (Cont'd)

- (xv) According to the information and explanation given to us, the Company has not entered into any non-cash transactions with its directors or persons connected with its directors and accordingly, reporting under clause 3(xv) of the Order with respect to compliance with the provisions of Section 192 of the Act are not applicable to the Company.
- (xvi) (a) The Company is not required to be registered under Section 45-IA of the Reserve Bank of India Act, 1934. Accordingly, reporting under clauses 3(xvi)(a), (b) and (c) of the Order are not applicable to the Company.
- (d) Based on the information and explanations given to us and as represented by the management of the Company, the Group (as defined in Core Investment Companies (Reserve Bank) Directions, 2016) does not have any CIC.
- (xvii) The Company has not incurred any cash losses in the current financial year as well as the immediately preceding financial year.
- (xviii) There has been no resignation of the statutory auditors during the year. Accordingly, reporting under clause 3(xviii) of the Order is not applicable to the Company.
- (xix) According to the information and explanations given to us and on the basis of the financial ratios, ageing and expected dates of realisation of financial assets and payment of financial liabilities, other information accompanying the financial statements, our knowledge of the plans of the Board of Directors and management and based on our examination of the evidence supporting the assumptions, nothing has come to our attention, which causes us to believe that any material uncertainty exists as on the date of the audit report indicating that Company is not capable of meeting its liabilities existing at the date of balance sheet as and when they fall due within a period of one year from the balance sheet date. We, however, state that this is not an assurance as to the future viability of the Company. We further state that our reporting is based on the facts up to the date of the audit report and we neither give any guarantee nor any assurance that all liabilities falling due within a period of one year from the balance sheet date, will get discharged by the Company as and when they fall due.
- (xx) According to the information and explanations given to us, the Company does not meet the criteria as specified under sub-section (1) of Section 135 of the Act read with the Companies (Corporate Social Responsibility Policy) Rules, 2014 and according, reporting under clause 3(xx) of the Order is not applicable to the Company.
- (xxi) The reporting under clause 3(xxi) of the Order is not applicable in respect of audit of standalone financial statements of the Company. Accordingly, no comment has been included in respect of said clause under this report.

For Walker Chandiook & Co LLP
Chartered Accountants
Firm's Registration No.: 001076N/N500013



Aasheesh Arjun Singh
Partner
Membership No.: 210122
UDIN: 23210122BGXARY6002

Bengaluru
04 May 2023



Walker ChandioK & Co LLP

Annexure II to the Independent Auditor's Report of even date to the members of J.B. Mangharam Foods Private Limited on the financial Statements for the year ended 31 March 2023

Independent Auditor's Report on the internal financial controls with reference to the financial statements under Clause (l) of sub-section 3 of Section 143 of the Companies Act, 2013 ('the Act')

1. In conjunction with our audit of the financial statements of J.B. Mangharam Foods Private Limited ('the Company') as at and for the year ended 31 March 2023, we have audited the internal financial controls with reference to financial statements of the Company as at that date.

Responsibilities of Management for Internal Financial Controls

2. The Company's Board of Directors is responsible for establishing and maintaining internal financial controls based on the internal financial controls with reference to financial statements criteria established by the Company considering the essential components of internal controls stated in the Guidance Note on Audit of Internal Financial Control over Financial Reporting issued by the Institute of Chartered Accountants of India. These responsibilities include the design, implementation and maintenance of adequate internal financial controls that were operating effectively for ensuring the orderly and efficient conduct of the Company's business, including adherence to the Company's policies, the safeguarding of its assets, the prevention and detection of frauds and errors, the accuracy and completeness of the accounting records, and the timely preparation of reliable financial information, as required under the Act.

Auditor's Responsibility for the Audit of the Internal Financial Controls with Reference to Financial Statements

3. Our responsibility is to express an opinion on the Company's internal financial controls with reference to financial statements based on our audit. We conducted our audit in accordance with the Standards on Auditing issued by the Institute of Chartered Accountants of India ('ICAI') prescribed under Section 143(10) of the Act, to the extent applicable to an audit of internal financial controls with reference to financial statements, and the Guidance Note on Audit of Internal Financial Controls Over Financial Reporting ('the Guidance Note') issued by the ICAI. Those Standards and the Guidance Note require that we comply with ethical requirements and plan and perform the audit to obtain reasonable assurance about whether adequate internal financial controls with reference to financial statements were established and maintained and if such controls operated effectively in all material respects.
4. Our audit involves performing procedures to obtain audit evidence about the adequacy of the internal financial controls with reference to financial statements and their operating effectiveness. Our audit of internal financial controls with reference to financial statements includes obtaining an understanding of such internal financial controls, assessing the risk that a material weakness exists, and testing and evaluating the design and operating effectiveness of internal control based on the assessed risk. The procedures selected depend on the auditor's judgement, including the assessment of the risks of material misstatement of the financial statements, whether due to fraud or error.
5. We believe that the audit evidence we have obtained is sufficient and appropriate to provide a basis for our audit opinion on the Company's internal financial controls with reference to financial statements.



Walker Chandiook & Co LLP

Annexure II to the Independent Auditor's Report of even date to the members of J.B. Mangharam Foods Private Limited on the financial Statements for the year ended 31 March 2023 (cont'd)

Meaning of Internal Financial Controls with Reference to Financial Statements

6. A Company's internal financial controls with reference to financial statements is a process designed to provide reasonable assurance regarding the reliability of financial reporting and the preparation of financial statements for external purposes in accordance with generally accepted accounting principles. A Company's internal financial controls with reference to financial statements include those policies and procedures that (1) pertain to the maintenance of records that, in reasonable detail, accurately and fairly reflect the transactions and dispositions of the assets of the Company; (2) provide reasonable assurance that transactions are recorded as necessary to permit preparation of financial statements in accordance with generally accepted accounting principles, and that receipts and expenditures of the Company are being made only in accordance with

Inherent Limitations of Internal Financial Controls with Reference to Financial Statements

7. Because of the inherent limitations of internal financial controls with reference to financial statements, including the possibility of collusion or improper management override of controls, material misstatements due to error or fraud may occur and not be detected. Also, projections of any evaluation of the internal financial controls with reference to financial statements to future periods are subject to the risk that the internal financial controls with reference to financial statements may become inadequate because of changes in conditions, or that the degree of compliance with the policies or procedures may deteriorate.


Opinion

8. In our opinion, the Company has, in all material respects, adequate internal financial controls with reference to financial statements and such controls were operating effectively as at 31 March 2023, based on internal financial controls with reference to financial statements criteria established by the Company considering the essential components of internal controls stated in the Guidance Note of Audit of Internal Financial Controls over Financial Reporting issued by the Institute of Chartered Accountants of India.

For Walker Chandiook & Co LLP

Chartered Accountants

Firm's Registration No.: 001076N/N500013



Ashesh Arjun Singh

Partner

Membership No.: 210122

UDIN: 23210122BGXARY6002

Bengaluru

04 May 2023



J.B. Mangharam Foods Private Limited
Balance Sheet
(All amounts in ₹ Thousands, unless otherwise stated)

As at	Note	31 March 2023	31 March 2022
I Assets			
(1) Non-current assets			
(a) Property, plant and equipment	4	1,02,565	1,17,487
(b) Capital work-in-progress	4	736	393
(c) Financial assets			
(i) Investments	5	26	26
(ii) Other financial assets	7	7,132	6,106
(d) Deferred tax assets (net)	6	28,669	26,286
(e) Tax assets (net)	6	9,492	9,492
Total non-current assets		1,48,620	1,59,790
(2) Current assets			
(a) Inventories	8	2,46,591	2,05,412
(b) Financial assets			
(i) Trade receivables	9	266	1,05,220
(ii) Cash and cash equivalents	10	4,922	26,253
(iii) Other financial assets	11	53,204	81,000
(c) Other current assets	12	13,830	7,440
Total current assets		3,18,813	4,25,325
Total assets		4,67,433	5,85,115
II Equity and liabilities			
(1) Equity			
(a) Equity share capital	13	4,502	4,502
(b) Other equity	14	1,41,003	1,08,343
Total equity		1,45,505	1,12,845
(2) Liabilities			
(A) Non-current liabilities			
(a) Financial liabilities			
Borrowings	15	8,333	16,174
(b) Provisions	16	47,477	39,071
Total non-current liabilities		55,810	55,245
(B) Current liabilities			
(a) Financial liabilities			
(i) Borrowings	15	7,841	40,031
(ii) Trade payables	17		
(a) total outstanding dues of micro enterprises and small enterprises		19,409	-
(b) total outstanding dues of creditors other than micro enterprises and small enterprises		1,86,844	3,07,752
(iii) Other financial liabilities	18	14,303	13,617
(b) Other current liabilities	19	26,048	41,077
(c) Provisions	16	6,443	5,575
(d) Tax liabilities (net)	6	5,230	8,973
Total current liabilities		2,66,118	4,17,025
Total liabilities		3,21,928	4,72,270
Total equity and liabilities		4,67,433	5,85,115
Significant accounting policies 3			

See accompanying notes to the financial statements
As per our report of even date attached

for Walker Chandlok & Co LLP
Chartered Accountants
Firm Registration Number: 011076N/N500013

Anshu Arjun Singh
Partner
Membership number: 210122

Place: Bengaluru
Date: 4 May 2023



for and on behalf of the Board of Directors

Venkataraman
Director
DIN: 05220857

Place: Bengaluru
Date: 4 May 2023

Vishal Kishwaha
Director
DIN: 03480249


[Handwritten signature]

J.B. Mangharam Foods Private Limited
Statement of Profit and Loss
(All amounts in ₹ Thousands, unless otherwise stated)

For the year ended	Note	31 March 2023	31 March 2022
I Revenue from operations			
Sale of goods	20	31,13,095	29,19,263
Other operating revenues	21	17,243	21,260
		31,30,338	29,40,523
II Other income	22	312	1,414
III Total income (I+II)		31,30,650	29,41,937
IV Expenses			
Cost of materials consumed	23	25,02,818	23,56,294
Changes in inventories of finished goods	24	(1,212)	3,918
Employee benefits expense	25	1,52,543	1,34,254
Finance costs	26	36,244	31,506
Depreciation expense	4	16,308	20,290
Other expenses	27	3,74,860	3,43,365
Total expenses		30,81,561	28,89,627
V Profit before tax (III-IV)		49,089	52,310
VI Tax expense / (credit):			
(i) Current tax	6	13,457	15,308
(ii) Income tax of prior years	6	33	457
(iii) Deferred tax (credit) / charge	6	(1,044)	(843)
Total tax expense		12,447	14,922
VII Profit for the year (V-VI)		36,643	37,388
VIII Other comprehensive income			
<i>Items that will not be reclassified subsequently to statement of profit or loss</i>			
Remeasurements of net defined benefit (liability)/ asset	6	(5,322)	(5,174)
Income tax relating to items not to be reclassified subsequently to statement of profit or loss		1,339	1,302
Other comprehensive loss net of tax		(3,983)	(3,872)
IX Total comprehensive income for the year (VII + VIII)		32,660	33,516
Earnings per share (face value of ₹10 each)	30		
Basic and diluted [in ₹]		81.40	83.06
Weighted average number of equity shares used in computing earnings per share:			
- Basic and diluted		4,50,150	4,50,150
Significant accounting policies	3		

See accompanying notes to the financial statements
As per our report of even date attached

for Walker Chandniok & Co LLP
Chartered Accountants
Firm Registration Number: 001076N/N500013


Kashish Arjun Singh
Partner
Membership number: 27022

Place : Bengaluru
Date: 4 May 2023



for and on behalf of the Board of Directors


N Venkataraman
Director
DIN : 05220857

Place : Bengaluru
Date: 4 May 2023


Vinay Singh Kushwaha
Director
DIN : 03480249



J.B. Mugharam Foods Private Limited
Statement of Cash Flows
 (All amounts in ₹ Thousands, unless otherwise stated)

For the year ended	31 March 2023	31 March 2022
Cash Flow from operating activities		
Profit before tax	49,089	52,310
Adjustments for:		
Depreciation expense	16,308	20,290
Profit on disposal of property, plant and equipment	(33)	-
Interest income	(279)	(1,414)
Finance costs	36,244	31,506
	<u>1,01,329</u>	<u>1,02,692</u>
Changes in:		
Inventories	(41,179)	(16,682)
Trade receivables	1,04,954	23,047
Other financial assets and other current assets	20,380	(69,064)
Trade payables, other financial liabilities, other current liabilities and provisions	(1,12,107)	54,114
Cash generated from operating activities	<u>73,377</u>	<u>94,107</u>
Income tax (paid)/refund (net)	(17,234)	(5,223)
Net cash generated from operating activities	<u>56,143</u>	<u>88,884</u>
Cash flow from investing activities		
Acquisition of property, plant and equipment	(1,508)	(2,404)
Proceeds from disposal of property, plant and equipment	30	-
Interest received	279	1,414
Net cash used in investing activities	<u>(1,199)</u>	<u>(990)</u>
Cash flow from financing activities		
Interest paid	(36,244)	(31,506)
Repayment of borrowings	(40,031)	(40,031)
Net cash used in financing activities	<u>(76,275)</u>	<u>(71,537)</u>
Net change in cash and cash equivalents	<u>(21,331)</u>	<u>16,357</u>
Cash and cash equivalents at beginning of year	26,253	9,896
Cash and cash equivalents at end of year	<u>4,922</u>	<u>26,253</u>
Cash and cash equivalents at the end of the year (refer note 11)	<u>4,922</u>	<u>26,253</u>
Debt reconciliation statement in accordance with Ind AS 7		
Non current borrowings and current maturities of long term borrowings		
Opening balance	56,206	96,237
Repayment of borrowings	(40,031)	(40,031)
Closing balance	<u>16,174</u>	<u>56,206</u>

Significant accounting policies (refer note 3)

See accompanying notes to the financial statements
 As per our report of even date attached

for Walker Chandiek & Co LLP
 Chartered Accountants
 Firm Registration Number: 004076N/N500013

Aashlesh Arjun Singh
 Partner
 Membership number: 210120

Place : Bengaluru
 Date: 4 May 2023



for and on behalf of the Board of Directors

N Venkatarangam
 Director
 DIN : 05220857

Place : Bengaluru
 Date: 4 May 2023

Vinay Singh Kushwaha
 Director
 DIN : 03480249

(Handwritten initials)

J B Mangharam Foods Private Limited
Notes to Financial Statements

1 Reporting entity

These financial statements are of J B Mangharam Foods Private Limited. The Company is a Private Limited Company domiciled in India and was incorporated on 3 February 1984 under the provisions of the Companies Act applicable in India. The registered office of the Company is located at D-1 502, Krishna Kaveri Society, Yamuna Nagar, Andheri (West), Mumbai - 400053.

2 Basis of preparation

A. Statement of compliance

The financial statements of the Company have been prepared in accordance with Indian Accounting Standards (Ind AS) as per the Companies (Indian Accounting Standards) Rules, 2015, as amended, notified under Section 133 of Companies Act, 2013, (the 'Act') and other relevant provisions of the Act.

The financial statements were authorised for issue by the Company's Board of Directors on 4 May 2023.

The Company as at the year end is a subsidiary of Britannia Industries Limited, a company incorporated in India, whose registered address is situated at 51A, Hangerford Street, Kolkata, West Bengal - 700017. The consolidated financial statements of Britannia Industries Limited have been prepared in accordance with Indian Accounting Standards (Ind AS) as per the Companies (Indian Accounting Standards) Rules, 2015, as amended, notified under Section 133 of Companies Act, 2013, (the 'Act') and other relevant provisions of the Act. Hence in accordance with the exemption given under sub-section 3 of Section 129 of The Companies Act 2013 and under Rule 6 of The Companies (Accounts) Rules 2014, the Company is not required to produce, and has not published, consolidated financial statements.

Details of the Company's accounting policies are included in Note 3.

The Company as at the year end is a subsidiary of Britannia Industries Limited, a company incorporated in India, whose registered address is situated at 51A, Hangerford Street, Kolkata, West Bengal - 700017. The consolidated financial statements of Britannia Industries Limited have been prepared in accordance with Indian Accounting Standards (Ind AS) as per the Companies (Indian Accounting Standards) Rules, 2015, as amended, notified under Section 133 of Companies Act, 2013, (the 'Act') and other relevant provisions of the Act. Hence in accordance with the exemption given under sub-section 3 of Section 129 of The Companies Act 2013 and under Rule 6 of The Companies (Accounts) Rules 2014, the Company is not required to produce, and has not published, consolidated financial statements.

B. Current and Non-current Classification

The Company has ascertained its operating cycle as 12 months for the purpose of current - non-current classification of assets and liabilities. This is based on the nature of products and the time between acquisition of assets for processing and their realisation in cash and cash equivalents.

C. Functional and presentation currency

These financial statements are presented in Indian Rupees (₹), which is also the Company's functional currency. All amounts have been rounded-off to the nearest thousands, unless otherwise indicated.

D. Basis of measurement

The financial statements have been prepared on the historical cost basis except for the following items:

Items	Measurement basis
Certain financial assets and liabilities	Fair value
Net defined benefit asset (liability)	Fair value of plan assets less present value of defined benefit obligations

D. Use of estimates and judgments

In preparing these financial statements, the Company has made judgments, estimates and assumptions that affect the application of accounting policies and the reported amounts of assets, liabilities, income and expenses. Actual results may differ from these estimates.

Estimates and underlying assumptions are reviewed on an ongoing basis. Revisions to accounting estimates are recognised prospectively.

Judgements

Information about judgements made in applying accounting policies that have the most significant effects on the amounts recognised in the financial statements is included in the following notes:

- Note 29 - leases: whether an arrangement contains a lease and lease classification

Assumptions and estimation uncertainties

Information about assumptions and estimation uncertainties that have a significant risk of resulting in a material adjustment in the year ending 31 March 2023 is included in the following notes:

- Note 4 - useful life of property, plant and equipment;
- Notes 5, 7, 9 and 11 - impairment of financial assets;
- Note 28 - recognition and measurement of provisions and contingencies; key assumptions about the likelihood and magnitude of an outflow of resources;
- Note 33 - measurement of defined benefit obligations; key actuarial assumptions;

E. Measurement of fair values

Certain accounting policies and disclosures of the Company require the measurement of fair values, for financial instruments

The Company has an established control framework with respect to the measurement of fair values.

The valuation team regularly reviews significant unobservable inputs and valuation adjustments.

Fair values are categorised into different levels in a fair value hierarchy based on the inputs used in the valuation techniques as follows:

- Level 1: quoted prices (unadjusted) in active markets for identical assets or liabilities;
- Level 2: inputs other than quoted prices included in Level 1 that are observable for the asset or liability, either directly (i.e. as prices) or indirectly (i.e. derived from prices);
- Level 3: inputs for the asset or liability that are not based on observable market data (unobservable inputs).

When measuring the fair value of an asset or a liability, the Company uses observable market data as far as possible. If the inputs used to measure the fair value of an asset or a liability fall into a different level of the fair value hierarchy, then the fair value measurement is categorised in its entirety in the same level of the fair value hierarchy as the lowest level input that is significant to the entity measurement.

Further information about the assumptions made in measuring fair values is included in the following notes:

- Note 34 - financial instruments - fair values and risk management



3. Significant accounting policies

(a) Property, plant and equipment

L. Recognition and measurement

Items of Property, plant and equipment, are measured at cost (which includes capitalised borrowing costs, if any) less accumulated depreciation and accumulated impairment losses, if any.

Cost of an item of property, plant and equipment includes its purchase price, duties, taxes, after deducting trade discounts and rebates, any directly attributable cost of bringing the item to its working condition for its intended use and estimated costs of dismantling and removing the item and restoring the site on which it is located.

The cost of a self-constructed item of property, plant and equipment comprises the cost of materials, direct labour and any other costs directly attributable to bringing the item to its intended working condition and estimated costs of dismantling, removing and restoring the site on which it is located, wherever applicable.

If significant parts of an item of property, plant and equipment have different useful lives, then they are accounted for as separate items (major components) of property, plant and equipment.

Any gain or loss on disposal of an item of property, plant and equipment is recognised in profit or loss.

M. Subsequent expenditure

Subsequent expenditure is capitalised only if it is probable that the future economic benefits associated with the expenditure will flow to the Company.

N. Depreciation

Depreciation is calculated on cost of items of property, plant and equipment less their estimated residual value using written down value method over the useful lives of assets estimated by the Company based on an internal technical evaluation performed by the management and is recognised in the statement of profit and loss. Assets acquired under finance lease are depreciated over the shorter of the lease term and their useful lives unless it is reasonably certain that the Company will obtain ownership by the end of the lease term. Depreciation for assets purchased / sold during the period is proportionately charged.

The range of estimated useful lives of items of property, plant and equipment are as follows:

Asset	Useful life
Plant and equipment	7.5 - 15 years
Furniture and fixtures	10 years
Motor vehicles	8 years
Computers and Data processing units	3 - 5 years
Buildings	30 - 60 years
Right to use lease assets	Lease period

The residual values, useful lives and methods of depreciation of property, plant and equipment are reviewed at each financial year-end and adjusted prospectively, if appropriate.

W. Capital work-in-progress

Capital work-in-progress includes cost of property, plant and equipment (under installation / under development) as at the balance sheet date.

(b) Impairment

(i) Financial assets

The Company recognizes loss allowances using the expected credit loss (ECL) model for the financial assets which are not fair valued through profit or loss. Loss allowance for trade receivables with no significant financing component is measured at an amount equal to lifetime ECL. For all other financial assets, expected credit losses are measured at an amount equal to the 12-month ECL, unless there has been a significant increase in credit risk from initial recognition in which case these are measured at lifetime ECL. The amount of expected credit losses (or reversal) that is required to adjust the loss allowance at the reporting date to the amount that is required to be recognised is recognised as an impairment gain or loss in Statement of Profit or Loss.

(ii) Non-financial assets

Property, plant and equipment

Property, plant and equipment are evaluated for recoverability whenever events or changes in circumstances indicate that their carrying amounts may not be recoverable. For the purpose of impairment testing, the recoverable amount (i.e. the higher of the fair value less cost to sell and the value-in-use) is determined on an individual asset basis unless the asset does not generate cash flows that are largely independent of those from other assets. In such cases, the recoverable amount is determined for the cash generated units to which the asset belongs. If such assets are considered to be impaired, the impairment to be recognised in the Statement of Profit and Loss is measured by the amount by which the carrying value of the assets exceeds the estimated recoverable amount of the asset. An impairment loss is reversed in the Statement of Profit and Loss if there has been a change in the estimates used to determine the recoverable amount. The carrying amount of the asset is increased to its revised recoverable amount, provided that this amount does not exceed the carrying amount that would have been determined (net of any accumulated depreciation) had no impairment loss been recognised for the asset in prior years.



S. M.

(c) Leases

The Company at the inception of a contract, assesses whether a contract, is or contains a lease. A contract is, or contains, a lease if the contract conveys the right to control the use of an identified asset for a period of time in exchange for consideration. A lessee recognises a Right-of-use asset representing its right to use the underlying asset and a lease liability representing its obligation to make lease payments. The Company does not recognise right-of-use of assets and lease liabilities for short term leases that have a lease term of 12 months or less and leases of low value assets. The Company recognises the lease payments associated with these leases as an expense on a straight line basis over the lease term. Lessor shall classify each of leases either as finance or operating lease. The arrangement is, or contains, a lease if fulfillment of the arrangement is dependent on the use of a specific asset or assets and the arrangement conveys a right to use the asset or assets, even if that right is not explicitly specified in an arrangement.

As a lessee

The Company recognises a right-of-use asset and a lease liability at the lease commencement date. The right of use asset is initially measured at cost, which comprises the initial amount of the lease liability adjusted for any lease payments made at or before the commencement date, plus any initial direct cost incurred and an estimate of cost to dismantle and remove the underlying asset or to restore the underlying asset or the site on which it is located, less any lease incentives received.

The right-of-use asset is subsequently depreciated using the straight line method from the commencement date to the earlier of the end of the useful life or the end of the lease term. The estimated useful life of the right-of-use assets are determined on the same basis as those of property, plant and equipment. In addition, the right-of-use asset is periodically reduced by impairment losses, if any, and adjusted for certain remeasurements of the lease liability.

The lease liability is initially measured at the present value of the lease payments that are not paid at the commencement date, discounted using the interest rate implicit in the lease or, if that rate cannot be readily determined, the Company's incremental borrowing rate. The lease payments shall include fixed payments, variable lease payments, residual value guarantees, exercise price of a purchase option where the Company is reasonably certain to exercise that option and payment of penalties for terminating the lease, if the lease term reflects the lessee exercising an option to terminate the lease. Subsequent to initial measurement, the liability is reduced for payments made and increased for interest. It is remeasured to reflect any reassessment or modification, or if there are changes in its substance fixed payments. When the lease liability is remeasured, the corresponding adjustment is reflected in the right-of-use asset, or profit and loss if the right-of-use asset is already reduced to zero. On the Balance Sheet, right-of-use assets have been included under property, plant and equipment and lease liabilities have been included under borrowings & other financial liabilities.

As a lessor

Lease income from operating leases, where the Company is a lessor, is recognised on a straight-line basis over the lease term unless the receipts are structured to increase in line with expected general inflation to compensate for the expected inflation.

(d) Inventories

Inventories are valued at the lower of cost (including prime cost, non-refundable taxes and duties and other overheads incurred in bringing the inventories to their present location and condition) and estimated net realisable value, after providing for obsolescence, where appropriate. The comparison of cost and net realisable value is made on an item-by-item basis. The net realisable value of materials in process is determined with reference to the selling prices of related finished goods. Raw materials, packing materials and other supplies held for use in production of inventories are not written down below cost except in cases where material prices have declined, and it is estimated that the cost of the finished products will exceed their net realisable value.

The provision for inventory obsolescence is assessed regularly based on estimated usage and shelf life of products.

Raw materials, packing materials and stores and spares are valued at cost computed on moving weighted average basis. The cost includes purchase price, inward freight and other incidental expenses net of refundable duties, levies and taxes, where applicable.

Work-in-progress is valued at input material cost plus conversion cost as applicable.

Finished goods are valued at lower of net realisable value and cost (including prime cost and other overheads incurred in bringing the inventories to their present location and condition).

(This space has been intentionally left blank)



J.B. Mangharam Foods Private Limited

Notes to financial statements (Continued)

3. Significant accounting policies (continued)

(e) Financial instruments

i. Recognition and initial measurement

The Company initially recognises financial assets and financial liabilities when it becomes a party to the contractual provisions of the instrument. All financial assets and liabilities are measured at fair value on initial recognition. Transaction costs that are directly attributable to the acquisition or issue of financial assets and financial liabilities, that are not at fair value through profit or loss, are added to the fair value on initial recognition.

ii. Classification and subsequent measurement

Financial assets

Financial assets carried at amortised cost

A financial asset is subsequently measured at amortised cost if it is held within a business model whose objective is to hold the asset in order to collect contractual cash flows and the contractual terms of the financial asset give rise on specified dates to cash flows that are solely payments of principal and interest on the principal amount outstanding.

Financial assets at fair value through other comprehensive income

A financial asset is subsequently measured at fair value through other comprehensive income if it is held within a business model whose objective is achieved by both collecting contractual cash flows and selling financial assets and the contractual terms of the financial asset give rise on specified dates to cash flows that are solely payments of principal and interest on the principal amount outstanding.

Financial assets at fair value through profit or loss

A financial asset which is not classified in any of the above categories are subsequently fair valued through profit or loss.

Financial liabilities

Financial liabilities are subsequently carried at amortized cost using the effective interest method. For trade and other payables maturing within one year from the balance sheet date, the carrying amounts approximate fair value due to the short maturity of these instruments.

Investment in subsidiaries, joint venture and associates

Investment in subsidiaries, joint venture and associates is carried at cost in the financial statements.

iii. Derecognition

Financial assets

The Company derecognises a financial asset when the contractual rights to the cash flows from the financial asset expire, or it transfers the right to receive the contractual cash flows in a transaction in which substantially all of the risks and rewards of ownership of the financial assets are transferred or in which the Company neither transfers nor retains substantially all of the risks and rewards of ownership and does not retain control of the financial asset.

If the Company enters into transactions whereby it transfers assets recognised on its balance sheet, but retains either all or substantially all of the risks and rewards of the transferred assets, the transferred assets are not derecognised.

Financial liabilities

The Company derecognises a financial liability when its contractual obligations are discharged or cancelled, or expire.

The Company also derecognises a financial liability when its terms are modified and the cash flows under the modified terms are substantially different. In this case, a new financial liability based on the modified terms is recognised at fair value. The difference between the carrying amount of the financial liability extinguished and a new financial liability with modified terms is recognised in the Statement of Profit and Loss.

iv. Offsetting

Financial assets and financial liabilities are offset and the net amount presented in the balance sheet when, and only when, the Company currently has a legally enforceable right to set off the amounts and it intends either to settle them on a net basis or realise the asset and settle the liability simultaneously.

(f) a) Revenue recognition

The Company recognises revenue to depict the transfer of promised goods to customers in an amount that reflects the consideration to which the entity expects to be entitled in exchange for those goods. A 5-step approach is used to recognise revenue as below;

Step 1: Identify the contract(s) with a customer

Step 2: Identify the performance obligation in contract

Step 3: Determine the transaction price

Step 4: Allocate the transaction price to the performance obligations in the contract

Step 5: Recognise revenue when (or as) the entity satisfies a performance obligation

(i) Sale of goods

Revenue is recognised when a customer obtains control of the goods which is ordinarily upon dispatch at the factory gate of our company. Revenue is recognised at a transaction price allocated to the extent of performance obligation satisfied after deduction of any trade discounts, volume rebates and any taxes or duties collected on behalf of the government which are levied on sales such as goods and services tax, etc. For certain contracts that permit the customer to return an item, revenue is recognised to the extent that it is probable that a significant reversal in the amount of cumulative revenue recognised will not occur. As a consequence, for those contracts for which the Company is unable to make a reasonable estimate of return, revenue is recognised sooner than when the return period lapses or a reasonable estimate can be made. A refund liability and an asset for recovery is recognised for these contracts and presented separately in the balance sheet.

(ii) Other recognition

(i) For all financial instruments measured at amortised cost, interest income is recorded using the effective interest rate (EIR), which is the rate that exactly discounts the estimated future cash payments or receipts over the expected life of the financial instrument or a shorter period, where appropriate, to the net carrying amount of the financial asset. Interest income is included in other income in the Statement of Profit and Loss.



Handwritten signature in blue ink.

3. Significant accounting policies (continued)

(ii) Income tax

Income tax comprises current and deferred tax. It is recognised in profit or loss except to the extent that it relates to a business combination or to an item recognised directly in equity or in other comprehensive income.

i. Current tax

Current tax comprises the expected tax payable or receivable on the taxable income or loss for the year and any adjustment to the tax payable or receivable in respect of previous years. The amount of current tax reflects the best estimate of the tax amount expected to be paid or received after considering the uncertainty, if any related to income taxes. It is measured using tax rates (and tax laws) enacted or substantively enacted by the reporting date.

ii. Deferred tax

Deferred tax is recognised in respect of temporary differences between the carrying amounts of assets and liabilities for financial reporting purposes and the corresponding amounts used for taxation purposes. Deferred tax is also recognised in respect of carried forward tax losses and tax credits. Deferred tax is not recognised for:

- temporary differences arising on the initial recognition of assets or liabilities in a transaction that is not a business combination and that affects neither accounting nor taxable profit or loss at the time of transaction.

- temporary differences related to investments in subsidiaries, associates and interests in joint ventures, when the timing of the reversal of the temporary differences can be controlled and it is probable that the temporary differences will not reverse in the foreseeable future.

Deferred tax assets are recognised to the extent that it is probable that future taxable profits will be available against which they can be used.

Deferred tax assets recognised or unrecognized are reviewed at each reporting date and are recognised / reduced to the extent that it is probable / no longer probable respectively that the related tax benefit will be realised.

Deferred tax is measured at the tax rates that are expected to apply to the period when the asset is realised or the liability is settled, based on the laws that have been enacted or substantively enacted by the reporting date.

The measurement of deferred tax reflects the tax consequences that would follow from the manner in which the Company expects, at the reporting date, to recover or settle the carrying amount of its assets and liabilities.

The Company offsets the current tax assets and liabilities (on a year on year basis) and deferred tax assets and liabilities, where it has a legally enforceable right and where it intends to settle such assets and liabilities on a net basis.

(iii) Borrowing costs

Borrowing costs directly attributable to the acquisition or construction of those property, plant and equipment which necessarily takes a substantial period of time to get ready for their intended use are capitalised. All other borrowing costs are expensed in the period in which they incur in the statement of profit and loss.

(iv) Provisions and contingent liabilities

i. General

Provisions are recognised when the Company has a present obligation (legal or constructive) as a result of a past event, it is probable that an outflow of resources embodying economic benefits will be required to settle the obligation and a reliable estimate can be made of the amount of the obligation. When the Company expects some or all of a provision to be reimbursed, the expense relating to a provision is presented in the Statement of Profit and Loss net of any reimbursement.

If the effect of the time value of money is material, provisions are discounted using a current pre-tax rate that reflects, when appropriate, the risks specific to the liability. When discounting is used, the increase in the provision due to the passage of time is recognised as a finance cost.

ii. Contingent liabilities

A disclosure for contingent liabilities is made where there is a possible obligation or a present obligation that may probably not require an outflow of resources. When there is a possible or a present obligation where the likelihood of outflow of resources is remote, no provision or disclosure is made.

iii. Onerous contracts

Provision for onerous contracts, i.e. contracts where the expected unavoidable cost of meeting the obligations under the contract exceed the economic benefits expected to be received under it, are recognised when it is probable that an outflow of resources embodying economic benefits will be required to settle a present obligation as a result of an obligating event based on a reliable estimate of such obligation.

(This space has been intentionally left blank)



3. Significant accounting policies (continued)

(j) Employee benefits

i. Short-term employee benefits

All employee benefits falling due wholly within twelve months of rendering the services are classified as short-term employee benefits, which include benefits like salaries, wages, short-term compensated absences and performance incentives and are recognised as expenses in the period in which the employee renders the related service.

ii. Post-employment benefits

Contributions to defined contribution schemes such as Provident Fund, Pension Fund, etc., are recognised as expenses in the period in which the employee renders the related service. In respect of contributions made to government administered Provident Fund, the Company has no further obligations beyond its monthly contributions. The Company also provides for post-employment defined benefit in the form of gratuity and medical benefits. The cost of providing benefit is determined using the projected unit credit method, with actuarial valuation being carried out at each balance sheet date. Remeasurement of the net benefit liability, which comprise actuarial gains and losses, the return on plan assets (excluding interest) and the effect of the assets ceiling (if any, excluding interest) are recognised in other comprehensive income.

iii. Other long-term employee benefits

All employee benefits (other than post-employment benefits and termination benefits) which do not fall due wholly within twelve months after the end of the period in which the employees render the related services are determined based on actuarial valuation or discounted present value method carried out at each balance sheet date. The expected cost of accumulating compensated absences is determined by actuarial valuation performed by an independent actuary as at 1 January every year using projected unit credit method on the additional amount expected to be paid / payable as a result of the unused entitlement that has accumulated at the balance sheet date. Expense on non-accumulating compensated absences is recognised in the period in which the absences occur.

(k) Cash and cash equivalents

Cash and cash equivalents includes cash on hand, current accounts, demand deposits with banks, other short-term highly liquid investments with original maturities of three months or less.

(l) Earnings per share

Basic Earnings Per Share (EPS) is computed by dividing the net profit attributable to the equity shareholders by the weighted average number of equity shares outstanding during the year. Diluted earnings per share is computed by dividing the net profit by the weighted average number of equity shares considered for deriving basic earnings per share and also the weighted average number of equity shares that could have been issued upon conversion of all dilutive potential equity shares. Dilutive potential equity shares are deemed converted as of the beginning of the year, unless issued at a later date. In computing diluted earnings per share, only potential equity shares that are dilutive and that either reduces earnings per share or increases loss per share are included. The number of shares and potentially dilutive equity shares are adjusted retrospectively for all periods presented for the share splits.

(m) Statement of cash flows

Cash flows are reported using indirect method, whereby net profits before tax is adjusted for the effects of transactions of a non-cash nature and any deferrals or accruals of past or future cash receipts or payments and items of income or expenses associated with investing or financing cash flows. The cash flows from regular revenue generating (operating) activities, investing and financing activities of the Company are segregated.

(n) Recent accounting pronouncements

The Ministry of Corporate Affairs ("MCA") notifies new standards or amendments to the existing standards under Companies (Indian Accounting Standards) Rules as issued from time to time. On 31 March 2023, MCA amended the Companies (Indian Accounting Standards) Amendment Rules, 2023, which are effective from annual period beginning on or after 1 April 2023, details of which are given below:

Ind AS - 1 Presentation of Financial Statements: The standard requires the entities to disclose their material accounting policies rather than their significant accounting policies, which forms the basis of making materiality judgements.

Ind AS - 8 Accounting policies, changes in accounting estimates and errors: The standard has introduced a definition of 'accounting estimates' and included appropriate amendments to help entities distinguish changes in accounting policies from changes in accounting estimates.

Ind AS - 12 Income Taxes: The standard has narrowed the scope of initial recognition exemption so that it does not apply to transactions that give rise to equal and offsetting temporary differences.

The Group has evaluated the aforementioned amendments and concluded that there is no material impact on the consolidated financial statements.



J B Mangharam Foods Private Limited

Notes to financial statements (continued)

(All amounts in ₹ Thousands, unless otherwise stated)

4 Property, plant and equipment and Capital work-in-progress^a

Reconciliation of Carrying Amount

Particulars	Right to use assets					Total
	Leasehold land	Buildings	Plant and equipment	Furniture and fixtures	Motor vehicles	
Gross carrying amount						
Balance as at 1 April 2021	14,008	1,97,120	2,56,385	2,317	894	4,74,184
Additions	-	41	933	-	-	774
Disposals	-	-	(296)	-	-	(296)
Balance as at as at 31 March 2022	14,008	1,97,161	2,56,822	2,317	894	4,74,662
Balance as at 1 April 2022	14,008	1,97,161	2,56,822	2,317	894	4,74,662
Additions	-	-	1,179	269	-	1,348
Disposals	-	(91)	(1,561)	(155)	-	(2,212)
Balance as at as at 31 March 2023	14,008	1,97,070	2,56,440	2,411	894	4,73,838
Accumulated depreciation						
Balance as at 1 April 2021	4,726	1,04,935	2,20,188	2,150	443	3,37,180
Depreciation for the year	202	9,080	10,874	53	17	20,290
Disposals	-	-	(296)	-	-	(296)
Balance as at 31 March 2022	5,928	1,14,025	2,29,766	2,211	500	3,57,174
Balance as at 1 April 2022	5,928	1,14,025	2,29,766	2,210	500	3,57,174
Depreciation for the year	202	8,180	7,843	51	11	16,310
Disposals	-	(85)	(1,561)	(153)	-	(2,299)
Balance as at 31 March 2023	6,130	1,22,117	2,37,048	2,106	571	3,71,273
Carrying amount (net)						
As at 31 March 2022	7,878	74,993	19,392	305	23	1,02,568
As at 31 March 2023	8,090	83,136	26,056	146	34	1,17,457
Capital Work-in-Progress (Refer note 29(a))						
Balance as at 1 April 2021	-	-	-	-	-	-
Additions	-	-	-	-	-	933
Capitalised	-	-	-	-	-	993
Balance as at 31 March 2022	-	-	-	-	-	1,926
Balance as at 1 April 2022	-	-	-	-	-	1,926
Additions	-	-	-	-	-	736
Capitalised	-	-	-	-	-	1,351
Balance as at 31 March 2023	-	-	-	-	-	3,363

^a Refer note 15 and note 28 (i)



(Handwritten signature)

J B Mangharam Foods Private Limited
Notes to Financial Statements (Continued)
 (All amounts in ₹ Thousands, unless otherwise stated)

Note 5 - Investments

	Face value per share / unit	Units / Nos.		Amount	
		As at 31 March 2023	As at 31 March 2022	As at 31 March 2023	As at 31 March 2022
Unquoted					
<i>At amortised cost</i>					
(I) Investment in government securities (Refer note-40)				26	26
<i>At cost less provision for impairment</i>					
(II) Investment in equity instruments (Refer note-32)					
Associate					
3,200 Equity Shares of Vasana Agrex and Herbs Private Limited at ₹ 10 each fully paid up	₹ 10	3,200	3,200	32	32
Less: Provision for impairment in value of investments				(32)	(32)
Total non-current investments				26	26
Total quoted non-current investments				-	-
Total unquoted non-current investments				26	26
				26	26
Aggregate provision for impairment in value of investments				32	32



Sd/- M

J B Merchants Private Limited
Notes to Financial Statements (Continued)
 (All amounts in ₹ Thousands, unless otherwise stated)

6 Income tax

(a) Amounts recognised in Statement of Profit and Loss

For the year ended	31 March 2023	31 March 2022
Current tax	13,447	15,308
Income tax of prior year	0	497
Deferred tax		
- Available to origination and reversal of temporary differences	13,040	18,151
Tax expense for the year	13,447	14,922

(b) Amounts recognised in other comprehensive income

For the year ended	31 March 2023			31 March 2022		
	Before tax	Tax (expense)/benefit	Net of tax	Before tax	Tax (expense)/benefit	Net of tax
Items that will not be reclassified to profit or loss						
Re-measurements of the defined benefit plans	(5,372)	1,338	(4,034)	(5,174)	1,302	(3,872)
	(5,372)	1,338	(4,034)	(5,174)	1,302	(3,872)

(c) Reconciliation of effective tax rate

For the year ended	31 March 2023	31 March 2022
Profit before tax		40,059
Tax using the Company's domestic tax rate	25.17%	12,756
Tax effect of:		
Reversal of excess tax provision for earlier years	0.07%	33
Expenses not deductible for tax purposes	-0.08%	(35)
Others (DIT & Permanent Differential)	5.12%	61
	28.26%	12,815

(d) Recognised deferred tax assets and liabilities

Deferred tax assets and liabilities are attributable to the following:

	31 March 2023	31 March 2022
Provision for gratuity	5,342	6,400
Provision for compensated absence	2,407	2,716
Other provisions	3,908	3,908
Provision for bonus	6,534	6,999
Property, plant and equipment	7,708	8,038
Deferred tax assets (net)	26,286	26,286

(e) Movement in temporary differences

	As at 1 April 2023	Recognised in profit or loss	Recognised in OCI	As at 31 March 2023
Provision for gratuity	4,800	538	1,302	6,640
Provision for compensated absence	1,855	531	-	2,386
Other provisions	3,519	4,260	-	7,779
Provision for bonus	5,761	318	-	6,079
Property, plant and equipment	7,954	34	-	8,038
	24,149	843	1,302	26,286

	As at 1 April 2022	Recognised in profit or loss	Recognised in OCI	As at 31 March 2022
Provision for gratuity	6,444	363	1,319	8,142
Provision for compensated absence	2,716	151	-	2,867
Other provisions	3,795	415	-	4,210
Provision for bonus	6,999	435	-	7,434
Property, plant and equipment	8,038	(720)	-	7,318
	26,286	1,644	1,319	29,249

The following table provides the details of income tax assets and income tax liabilities as of 31 March 2023 and 31 March 2022:

As at	31 March 2023	31 March 2022
Tax asset (net)	4,441	4,602
Tax liabilities (net)	(5,258)	(8,972)
Net current income tax asset at the end	4,282	519

The gross movement in the current income tax asset/(liability) for the year ended 31 March 2023 and 31 March 2022 is as follows:

For the year ended	31 March 2023	31 March 2022
Net current income tax asset at the beginning	519	11,061
Income tax paid/rebated (net)	(8,234)	5,223
Current income tax expense (including earlier years)	(13,000)	(12,365)
Net current income tax asset at the end	4,282	519



Handwritten signature/initials: S. M.

J B Mangharum Foods Private Limited
Notes to Financial Statements (Continued)
(All amounts in ₹ Thousands, unless otherwise stated)

As at	31 March 2023	31 March 2022
7 Other non-current financial assets		
<i>(Unsecured, considered good)</i>		
Security deposits	7,132	6,106
<i>(Unsecured, considered doubtful)</i>		
Security deposits	2,015	2,015
Less: Allowance for doubtful security deposits	(2,015)	(2,015)
	<u>7,132</u>	<u>6,106</u>
8 Inventories*		
Raw materials & packing materials	1,97,734	1,59,475
Finished goods	16,153	14,941
Stores and spare parts	32,704	30,996
	<u>2,46,591</u>	<u>2,05,412</u>
* Refer note 3 (d) for mode of valuation for inventories.		
The write down of inventories to net realisable value during the year amounted to ₹ Nil (31 March 2022: ₹ Nil)		
Refer note-15		
9 Trade receivables		
<i>(Unsecured, considered good)</i>		
Receivables (includes receivables from related parties)	266	1,05,220
	<u>266</u>	<u>1,05,220</u>
Refer note 15, 32, 34, 35, 37 & 39(b)		
10 Cash and cash equivalents		
<i>Balances with bank</i>		
On current accounts	4,922	26,253
	<u>4,922</u>	<u>26,253</u>
11 Other financial assets		
<i>(Unsecured, considered good)</i>		
Contract assets (Refer note 32 & 37)	49,986	77,386
Advances to employees	1,190	1,586
Other receivable	2,028	2,028
	<u>53,204</u>	<u>81,000</u>
12 Other current assets		
<i>(Unsecured, considered good)</i>		
<i>Advances other than capital advances</i>		
- Other advances	7,217	3,111
<i>Others</i>		
- Prepaid expenses	3,804	2,539
- Balance with government authorities	2,809	1,790
- Advances to related parties (Refer Note 32)	27,000	27,000
Less : Provisions for doubtful advances	(27,000)	(27,000)
	<u>13,830</u>	<u>7,440</u>

(This space has been intentionally left blank)



Handwritten signature in blue ink.

J B Mangharam Foods Private Limited

Notes to financial statements (continued)

(All amounts in ₹ Thousands, unless otherwise stated)

As at 31 March 2023 31 March 2022

15 Borrowings			
Non-current			
Secured			
Term loan from bank		8,333	16,174
		<u>8,333</u>	<u>16,174</u>
Current			
Secured			
Current maturities of long term debt		7,841	40,831
		<u>7,841</u>	<u>40,831</u>
Details of security and terms of repayment for the non-current borrowings :			
Non-current borrowings		8,333	16,174
Current maturities of long term debt		7,841	40,831
		<u>16,174</u>	<u>56,205</u>

The long term loans include:

(a) Loan amounting Nil (31 March 2022: ₹ 21,285) taken from HSBC Bank which is repayable in 24 equal quarterly installments. The rate of interest is 8.69% (floating rate)

(b) Term loan of ₹ 16,174 (31 March 2022: ₹ 25,000) from HSBC bank for acquisition of capital equipment which is repayable in 24 equal quarterly installments and rate of interest for the new loan is payable as per bank MCLR for the appropriate tenor.

Both loans are secured by an exclusive charge on existing and future movable assets, current assets (Stock & Receivables), letter of comfort from Britannia Industries Limited and negative lien on immovable fixed assets as securities to HSBC for availing the said facilities.

16 Provisions

	Non-current		Current	
	31 March 2023	31 March 2022	31 March 2023	31 March 2022
Provision for employee benefits				
Provision for compensated absence	-	-	6,443	5,575
Provision for workmen compensation*	15,128	13,485	-	-
Provision for gratuity (refer note 37)	22,240	23,388	-	-
Total provisions	<u>47,477</u>	<u>36,071</u>	<u>6,443</u>	<u>5,575</u>

* The Company has an ongoing litigation with respect to certain employees who were terminated for their misconduct. The Company carries a provision with respect to the outflow in relation to the aforesaid litigation on a best estimate basis.

17 Trade payables

Total outstanding dues to micro enterprises and small enterprises ("MSME") (refer note below)	19,409	-
Total outstanding dues to creditors other than micro enterprises and small enterprises.*	1,85,511	1,07,752
	<u>2,04,920</u>	<u>1,07,752</u>

Note:

There are no material dues owed by the Company to Micro and Small enterprises, which are outstanding for more than 45 days during the year and as at 31 March 2023. This information is required under the Micro, Small and Medium Enterprises Development Act, 2006 has been determined to the extent such parties have been identified on the basis of information available with the Company and has been relied upon by the auditors.

Particulars	31 March 2023	31 March 2022
(a) The principal amount, and the interest due thereon remaining unpaid to any supplier as at the end of the year:		
- Principal	19,409	-
- Interest	-	-
(b) The amount of interest paid by the Company in terms of Section 16 of the MSME Act, 2006 along with the amount of the payment made to the supplier beyond the appointed date during the year	-	-
(c) The amount of interest due and payable for the period of delay in making payment (which have been paid but beyond the appointed day during the year) but without adding the interest specified under MSME Act, 2006	-	-
(d) The amount of interest accrued and remaining unpaid at the end of each accounting year	-	-
(e) The amount of further interest remaining due and payable even in the succeeding years, until such date when the interest dues as above are actually paid to the small enterprise for the purposes of disallowance as a deductible expenditure under the MSME Act, 2006	-	-

The Company's exposure to currency and liquidity risks related to trade payables is disclosed in note 35.

*Includes dues to related party (refer note 32)

Refer note 39(c)

18 Other financial liabilities

Creditors for capital goods	577	314
Payroll related liabilities	13,726	13,263
	<u>14,303</u>	<u>13,577</u>

19 Other current liabilities

Statutory liabilities	18,784	41,877
Other payables	4,133	-
Advance from customer	5,127	-
	<u>28,044</u>	<u>41,877</u>



Handwritten signature

J B Mangharam Foods Private Limited
Notes to financial statements (continued)
(All amounts in ₹ Thousands, unless otherwise stated)

For the year ended	31 March 2023	31 March 2022
20 Revenue from operations (refer note 32 & 37)		
Sale of goods	31,13,095	29,19,263
	<u>31,13,095</u>	<u>29,19,263</u>
21 Other operating revenues		
Scrap sales	45,711	6,126
Sale of raw materials	1,532	15,134
	<u>17,243</u>	<u>21,260</u>
22 Other income		
Interest income from financial assets carried at amortised cost	379	1,414
Profit on sale of property, plant and equipment	33	-
	<u>312</u>	<u>1,414</u>
23 Cost of materials consumed (refer note 32)		
Inventory of materials at the beginning of the year (refer note 8)	1,99,475	1,42,213
Add: Purchases	25,41,077	25,75,556
Less: Inventory of materials at the end of the year (refer note 8)	1,97,734	1,59,475
	<u>25,02,818</u>	<u>25,58,294</u>
24 Changes in inventories of finished goods		
Opening inventory: (refer note 8)		
- Finished goods	14,941	18,859
Closing inventory: (refer note 8)		
- Finished goods	16,153	14,941
(Increase)/Decrease in inventory	<u>(1,212)</u>	<u>3,918</u>
25 Employee benefits expense		
Salaries, wages and bonus	1,32,677	1,16,706
Contribution to provident and other funds (refer note 33)	11,332	10,477
Staff welfare expenses	8,534	7,071
	<u>1,52,543</u>	<u>1,34,254</u>
26 Finance costs		
Interest expense	3,664	5,997
Bill discounting charges	33,580	25,589
	<u>36,244</u>	<u>31,586</u>
27 Other expenses		
Consumption of stores and spares	22,750	20,120
Power and fuel	1,40,768	1,16,149
Rent (refer note 29)	6,236	2,640
Contract labour charges	1,28,831	1,37,593
Repairs and maintenance:		
- Plant and equipment	23,028	22,309
- Buildings	965	244
- Others	950	185
Insurance	3,518	1,835
Rates and taxes, net	4,212	4,637
Auditors' remuneration:		
- Statutory audit fees (a)	169	150
Travelling and conveyance	1,289	1,400
Security charges	6,519	6,121
Sanitary/Safety-Hygiene expenses	11,037	10,021
Legal and professional expenses	2,368	1,386
Miscellaneous expenses	21,310	17,675
	<u>3,74,860</u>	<u>3,43,365</u>

(a) Excluding applicable taxes and out of pocket expenses



[Handwritten signature]

J B Mangharam Foods Private Limited
Notes to financial statements (continued)

(All amounts in ₹ Thousands, unless otherwise stated)

As at	31 March 2021	31 March 2022
28 Contingent liabilities and commitments (to the extent not provided for)		
(i) Contingent Liabilities:		
Claims / demands against the Company not acknowledged as debts including excise duty, income tax, sales tax and trade and other demands	54,074	52,194
(ii) Commitments:		
Estimated amount of contracts remaining to be executed on capital account and not provided for	38	24

Note :

(i) The Supreme court of India in the month of February 2019 had passed a judgement relating to definition of wages under the Provident Fund Act, 1952. However, considering that there are numerous interpretative issues relating to this judgement and in the absence of reliable measurement of the provision for the earlier periods, the Holding Company (Britannia Industries Limited) has recognised a provision in its books for provident fund contribution with respect to Company's employees during FY 2018-19 and the Company does not expect any material impact of the same. Accordingly, no provision has been recognised in the Company's books. The Company will evaluate its position and create provision if required on receiving further clarity on the subject.

29 Operating leases

The Company has certain operating leases for guest house facilities and cold storage (short term leases). Such leases are generally with the option of renewal against increased rent and premature termination of agreement on mutual consent of both the parties. Rental expenses of Rs.6,236 (31 March 2022: Rs.1,640) in respect of obligation under operating leases have been recognised in the Statement of Profit and Loss.

30 Earnings per equity share

	31 March 2021	31 March 2022
(a) Net profit after tax attributable to the equity shareholders	36,643	37,383
(b) Weighted average number of equity shares outstanding during the year	4,30,150	4,30,150
(c) Nominal value of equity shares (₹)	10	10
(d) Basic earnings per share (₹)	81.49	83.06

The Company does not have potential dilutive equity shares outstanding, accordingly the basic and diluted earnings per share is the same.

31 Segment information

The Chief Operating Decision Maker (CODM) evaluates the Company's performance and allocates resources based on an analysis of various performance indicators by industry classes.

The operating segment of the Company is identified to be "Foods" as the CODM reviews business performance at an overall Company level as one segment.

Revenue from major customers

The company has only single customer (Refer note 29)

	31 March 2021	31 March 2022
Revenue comprises:		
Revenue from food products (includes other operating revenue)	31,17,095	29,10,263



(Handwritten signature)

32 Related parties

(a) Names of related parties and nature of relationship are as follows:

List of related parties	Name of the related party
<u>A. Parties where control exists:</u>	
Ultimate holding company	The Bombay Burmah Trading Corporation Limited
Holding company	Britannia Industries Limited
<u>B. Other related parties:</u>	
Associate	Vasava Agres and Haris Private Limited
Fellow subsidiary companies	Manna Foods Private Limited International Bakery Products Limited
<u>C. Key Management Personnel (KMP):</u>	
Directors	Mr. N. Venkateshwar Mr. Vinay Singh Kambhata Mr. Ritesh Rani Mr. Ramakrishnan Vaidyanathan Sarma* Mr. Raja Sharma

* Resigned as Director effective 13 May 2022.

(b) Related Party Transactions

Nature of transaction	Relationship	31 March 2023	31 March 2022
Britannia Industries Limited	Holding company		
Sale of Goods		31,13,095	29,19,265
Purchase of materials		1,01,833	82,644
Sale of raw materials / packing materials		10,930	10,853
Recovery of expenses		-	2,350
International Bakery Products Limited	Fellow subsidiary company		
Sale of raw materials / packing materials		6,743	9,403
Purchase of materials		3,958	11,404
Manna Foods Private Limited	Fellow subsidiary company		
Sale of raw materials / packing materials		-	341

(c) Outstanding Balances of year end

Particulars	Relationship	31 March 2023	31 March 2022
Britannia Industries Limited	Holding company		
Trade Receivables		-	99,872
Trade Payables		(7,584)	(85,193)
Other Financial Assets		49,086	77,386
Other current liabilities		(2,899)	-
Vasava Agres and Haris Private Limited	Associate		
Advances (fully provided)		27,000	27,000
Investment in equity instrument (fully provided)		32	32
International Bakery Products Limited	Fellow subsidiary company		
Trade Receivables		16	1,711
Trade Payables		-	(81)



Handwritten signatures

J B Mangharam Foods Private Limited

Notes to financial statements (continued)

(All amounts in ₹ Thousands, unless otherwise stated)

33. Employee benefits: Post-employment benefit plans

Defined contribution plans

The Company makes contributions, determined as specified percentage of employee salaries, in respect of qualifying employees towards Provident Fund, which is defined contribution plan. The Company has no obligation other than to make the specified contributions. The contributions are charged to Statement of Profit and Loss as they accrue. The amount recognized as an expense towards contribution to Provident Fund for the year aggregated to ₹ 6,907 (previous year ₹ 6,838) and is included in "Employee benefits expense" in note 25.

Defined benefit plans

The Company has a gratuity plan which is in the nature of defined benefit. Every employee who has completed five years or more of service is entitled to gratuity. The scheme is funded with Life Insurance Corporation of India. The Company make annual contribution to the Life Insurance Corporation of India. The following table sets out the status of the Gratuity Plan as required under Ind-AS:

Particulars	31 March 2023	31 March 2022
(i) Expense recognised in the Statement of Profit and Loss		
Current service cost	2,701	2,359
Interest cost on benefit obligations	3,511	2,923
Interest income on plan assets	(1,787)	(1,643)
Net gratuity cost	<u>4,425</u>	<u>3,639</u>
(ii) Remeasurements recognised in statement of Other comprehensive income		
Actuarial (gain) / loss due to financial assumptions	6,317	(343)
Actuarial (gain) / loss due to experience adjustments	(1,091)	6,061
Return on plan assets excluding interest income	96	(544)
	<u>5,322</u>	<u>5,174</u>
(iii) Net liability recognised in Balance Sheet as at the year end		
Projected benefit obligation at the end of the year	58,312	50,760
Funded status of the plans	(25,963)	(25,172)
Net liability recognized in the Balance Sheet	<u>32,349</u>	<u>25,588</u>
Classified as:		
Long-term provisions	32,349	25,588
	<u>32,349</u>	<u>25,588</u>
(iv) Changes in the present value of defined benefit obligation		
Present Value of defined benefit obligation at the beginning of year	50,760	42,845
Current service cost	2,701	2,359
Interest cost	3,511	2,923
Benefits paid	(3,886)	(3,085)
Actuarial (gain) / loss due to demographic assumptions	-	-
Actuarial (gain) / loss due to financial assumptions	6,317	(343)
Actuarial (gain) / loss due to experience adjustments	(1,091)	6,061
Present value of defined benefit obligation at the end of the year	<u>58,312</u>	<u>50,760</u>
(v) Change in fair value of plan assets		
Fair value of plan assets at the beginning of the year	25,172	24,570
Expected return on plan assets	1,787	1,643
Contributions	2,986	1,500
Benefits paid	(3,886)	(3,085)
Actuarial gain on plan asset	(96)	544
Fair value of plan assets at the end of the year	<u>25,963</u>	<u>25,172</u>
(vi) Actual return on plan assets		
Expected return on plan assets	1,787	1,643
Actuarial (loss) / gain on plan assets	(96)	544
Actual return on plan assets	<u>1,691</u>	<u>2,187</u>
As at 31 March 2023 and 2022, 100% of the plan assets were invested in the insurer managed funds.		
(vii) Experience adjustment:		
On plan liabilities (gain) / loss	(1,091)	6,061
On plan assets gain	1,787	1,643



[Handwritten signature]

J B Mangharam Foods Private Limited

Notes to financial statements (continued)

(All amounts in ₹ Thousands, unless otherwise stated)

33 Employee benefits: Post-employment benefit plans(continued)

Particulars	31 March 2023	31 March 2022
(vii) Sensitivity analysis		
The sensitivity analysis of significant actuarial assumption as of end of reporting period is		
A. Discount rate		
Discount rate -50 basis points	60,374	52,515
Assumptions	7.10%	6.60%
Discount rate +50 basis points	56,368	49,103
Assumptions	8.10%	7.60%
B. Salary increase rate		
Salary rate -50 basis points	56,631	49,207
Assumptions	8.00%	5.50%
Salary rate +50 basis points	60,026	52,364
Assumptions	9.00%	6.50%
C. Withdrawal rate		
Withdrawal rate -100 basis points	58,345	50,480
Withdrawal rate +100 basis points	58,256	51,009
(viii) Maturity profile of defined benefit obligations		
Within 1 year	2,670	2,608
1-2 year	4,127	5,550
2-3 year	7,578	3,976
3-4 year	9,741	7,095
4-5 year	8,340	9,185
5-10 year	45,224	38,713
(ix) Actuarial assumptions		
Discount rate	7.60%	7.10%
Expected rate of return on plan assets	7.60%	7.10%
Future salary increase	8.50%	6.00%
Attrition rate	4.00%	4.00%
Retirement age (in years)	60	60

(a) The estimates of future salary increases, considered in actuarial valuation, take account of inflation, seniority, promotion and other relevant factors, such as supply and demand in the employment market.

(b) Discount rate is based on the prevailing market yields of Indian Government securities as at year end for the estimated term of the obligations.

(c) The expected return on plan assets is determined considering several applicable factors mainly the composition of the plan assets held, assessed risks of asset management, historical results of the return on plan assets and the Company's policy for plan asset management.

(This space has been intentionally left blank)



S. M.

J B Mangharam Foods Private Limited
 Notes to Financial Statements (Continued)
 (All amounts in ₹ Thousands, unless otherwise stated)

34 Financial Instruments - fair values and risk management

Accounting classification and fair values

The following table shows the carrying amounts and fair values of financial assets and financial liabilities as at 31 March 2023:

Particulars	Carrying amount				Total carrying amount
	FVTPL	FVTOCI	Other financial assets - amortised cost	Other financial liabilities - amortised cost	
Financial assets not measured at fair value *					
(i) Investments	-	-	26	-	26
(ii) Cash and cash equivalents	-	-	4,922	-	4,922
(iii) Loans	-	-	7,132	-	7,132
(iv) Other financial assets	-	-	53,204	-	53,204
	-	-	65,550	-	65,550
Financial liabilities not measured at fair value *					
(i) Borrowings	-	-	-	16,174	16,174
(ii) Trade payables	-	-	-	2,06,253	2,06,253
(iii) Other financial liabilities	-	-	-	14,303	14,303
	-	-	-	2,36,730	2,36,730

The following table shows the carrying amounts and fair values of financial assets and financial liabilities as at 31 March 2022:

Particulars	Carrying amount				Total carrying amount
	FVTPL	FVTOCI	Other financial assets - amortised cost	Other financial liabilities - amortised cost	
Financial assets not measured at fair value *					
(i) Investments	-	-	26	-	26
(ii) Trade receivables	-	-	1,05,220	-	1,05,220
(iii) Cash and cash equivalents	-	-	26,253	-	26,253
(iv) Loans	-	-	6,106	-	6,106
(v) Other financial assets	-	-	81,000	-	81,000
	-	-	2,18,605	-	2,18,605
Financial liabilities not measured at fair value *					
(i) Borrowings	-	-	-	56,205	56,205
(ii) Trade payables	-	-	-	3,07,752	3,07,752
(iii) Other financial liabilities	-	-	-	13,617	13,617
	-	-	-	3,77,574	3,77,574

* The carrying value of cash and cash equivalents, trade receivables, investments, borrowings, trade payables and other financial assets and liabilities are a reasonable approximation of their fair value.

The Company's loans have been contracted at market rate of interest. Accordingly the carrying value of such loans approximate their fair values.

No funds have been advanced or loaned or invested (either from borrowed funds or share premium or any other sources or kind of funds) by the Company to or in any other persons or entities, including foreign entities ("Intermediaries"), with the understanding, whether recorded in writing or otherwise, that the Intermediary shall, directly or indirectly lend or invest in other persons or entities identified in any manner whatsoever by or on behalf of the Company (Ultimate Beneficiaries).

The Company has not received any fund from any persons or entities, including foreign entities ("Funding Parties") with the understanding that the Company shall whether, directly or indirectly, lend or invest in other persons or entities identified in any manner whatsoever by or on behalf of the Funding Party ("Ultimate Beneficiaries") or provide any guarantee, security or the like on behalf of the Ultimate Beneficiaries.

(This space has been intentionally left blank)



(Handwritten signatures)

35 Financial risk management

The Company's financial risk management is an integral part of how to plan and execute its business strategies. The Company's management risk policy is set by the Board. The Company's activities expose it to a variety of financial risks: credit risk, liquidity risk and market risk. The Company's primary focus is to finance the unpredictability of financial markets and seek to minimise potential adverse effects on its financial performance. A summary of the risks have been given below:

a. Market risk

Market risk is the risk that the fair value of future cash flows of a financial instrument will fluctuate because of changes in market prices. Market prices comprise three types of risk: interest rate risk, foreign currency risk and investment risk.

(i) Foreign currency risk

The Company's operations do not give rise to any foreign currency risk exposure. Hence no disclosure is made in the financial statements.

(ii) Investment risk

The Company has made investments in Government securities which are not exposed to any investment risk.

(iii) Interest rate risk

Interest rate risk is the risk that the fair value or future cash flows of a financial instrument will fluctuate because of changes in market interest rates. The Company's exposure to the risk of changes in market interest rates relates primarily to the Company's debt obligations with floating interest rates.

As the Company has no significant interest-bearing assets, the income and operating cash flows are substantially independent of changes in market interest rates. The Company's exposure to the risk of changes in market interest rates relates primarily to the Company's debt obligations with floating interest rates, which are included in interest-bearing borrowings in these financial statements.

At the reporting date the interest rate profile of the Company's interest-bearing financial instrument is as follows:

Particulars	Carrying Amount	
	31 March 2023	31 March 2022
Variable rate instruments		
Long-term borrowings	8,333	16,174
Current maturities of long-term debt	7,641	40,031

Cash flow sensitivity analysis for variable rate instruments

The following table demonstrates the sensitivity to a reasonably possible change in interest rates on that portion of loans and borrowings affected. A change of 100 basis points in interest rates for variable rate instruments at the reporting date would have increased/(decreased) profit or loss for the below years by the amounts shown below. With all other variables held constant, the Company's profit before tax is affected through the impact on floating rate borrowings, as follows:

Particulars	31 March 2023	31 March 2022
Increase/ (decrease) in 100 basis point	162	502

b. Credit risk

Credit risk is the risk of financial loss to the Company if a customer or counterparty to a financial instrument fails to meet its contractual obligations, and arises principally from the Company's receivables from customers. Credit risk arises from cash held with banks and financial institutions, as well as credit exposure to clients, including outstanding accounts receivable. The maximum exposure to credit risk is equal to the carrying value of the financial assets. The objective of managing counterparty credit risk is to prevent losses in financial assets. The Company assesses the credit quality of the counterparties, taking into account their financial position, past experience and other factors. Based on our assessment and current estimates the carrying value and the provisions made as at 31 March 2023 is considered adequate.

Trade and other receivables

The entire revenue appearing in the financial statements is generated from a single customer. Further, as the Company is dealing with a single customer, the impairment analysis is performed for the debtors that are past due at the end of each reporting date. The Company does not have any receivables that are past due and accordingly no allowance for doubtful debts had been considered.

Other non-current financial assets

Movement in the allowance for impairment in Other non-current financial assets

	31 March 2023	31 March 2022
Opening balance	2,015	2,015
Amount provided for	-	-
Net remeasurement of loss allowance	2,015	2,015

Other current assets

Movement in the allowance for impairment in Other current assets

	31 March 2023	31 March 2022
Opening balance	27,000	27,000
Amount provided for	-	-
Net remeasurement of loss allowance	27,000	27,000

c. Liquidity risk

The financial liabilities of the Company include loans and borrowings, trade and other payables. The Company's principal sources of liquidity are cash and cash equivalents and the cash flow that is generated from operations. The Company monitors its risk of shortage of funds to meet the financial liabilities using a liquidity planning tool.

Particulars	31 March 2023	31 March 2022
Non-current borrowings and current borrowings (Carrying amount)	16,174	56,205
Contractual cash flows of long-term borrowings	16,174	56,205
Borrowing maturity schedule ⁴		
0 - 3 months	2,294	19,990
3 - 12 months	6,388	31,212
1 - 2 years	8,590	9,175
2 - 5 years	-	8,590
More than 5 years	-	-

⁴Includes interest on borrowing of ₹ 1,098 (31 March 2022: ₹ 3,703)



S. M.

J B Meutharam Foods Private Limited
Notes to Financial Statements (Continued)
(All amounts in ₹ Thousands, unless otherwise stated)

35 Financial risk management(continued)

Liquidity risk (continued)

	31 March 2023	31 March 2022
Trade payables (carrying amount)		
Contractual cash flows of trade payables	1,86,844	3,07,752
Less than 1 year	1,86,844	3,07,752
Other financial liabilities (carrying amount)		
Contractual cash flows of other financial liabilities	14,303	13,617
Less than 1 year	14,303	13,617

36 Capital management

The Company's policy is to maintain a stable and strong capital structure with a focus on total equity so as to maintain investors, creditors and market confidence and to sustain future development and growth of its business. In order to maintain the capital structure, the Company monitors the return on capital. The Company aims to manage its capital efficiency so as to safeguard its ability to continue in a going concern and to optimise returns to all its shareholders. For the purpose of the Company's capital management, capital includes issued capital and all other equity reserves and debt includes borrowings from bank.

The Company monitors capital on the basis of the following gearing ratio:

Particulars	31 March 2023	31 March 2022
Total Debt	16,174	56,305
Total equity	1,45,505	1,12,445
Debt to equity	11%	50%

37 A. Revenue streams

The Company is primarily involved in manufacturing and sale of various food products. Other sources of revenue include scrap sales.

	Note	31 March 2023	31 March 2022
Sale of goods/income from operations	20	31,13,095	29,19,203
Other operating revenues	21	17,243	21,209
Total revenue		31,30,338	29,40,413

B. Disaggregation of revenue from contracts with customers

Entire revenue of the business is generated from the operations in India.

C. Assets and liabilities related to contracts with customers:

The Company classifies the right to consideration in exchange for deliverables as a receivable. Trade receivables are presented net of impairment in the balance sheet.

Asset	31 March 2023	31 March 2022
Trade receivables (refer note 9)	266	1,05,220
Contract asset - Unbilled revenue (refer note 11)	49,986	77,386

Trade receivables are non-interest bearing and are generally on short term basis. The Company has recognised ₹ Nil provision for expected credit loss on trade receivables during the year (31 March 2022: ₹ Nil).

Contract assets primarily relate to the Company's right to consideration for work completed but not yet billed at reporting date for difference in agreed terms by customers. Contract assets are transferred to receivables when the rights become unconditional.

Particulars	31 March 2023	31 March 2022
Contract assets at the beginning of the year	77,386	10,185
Accrued revenue during the year, net	(27,400)	67,201
Contract assets at the end of the year	49,986	77,386



[Handwritten signature]

4.0 Yashwantrao Chavan Trust Limited
Notes to Financial Statements of the accounts
for the year ended 31 March 2021

38. Reserves			31 March 2021	31 March 2020	Change
Particulars	Appropriate	Description			
Current funds	Current assets	Current liabilities	1.24	1.02	17%
Reserve equity	Equity	Reserve	9.11	8.20	11%
Reserve for contingencies	Provision for contingencies, legal and litigation	Income tax - Provision against trade & non-trade receivables	1.12	1.17	(5)%
Reserve on equity	Reserve for tax	Income tax	6.28	6.25	0.03%
Reserve on equity	Share premium	Share premium	24.24	17.74	36%
Trade receivables	Trade receivables	Trade receivables	36.40	25.91	41%
Trade payables	Trade payables	Trade payables	11.19	6.70	66%
Net capital	Net capital	Net capital	31.45	31.94	(1)%
Net profit	Net profit	Net profit	9.88	8.81	12%
Return on capital employed	Return on capital employed	Return on capital employed	4.55	3.36	35%

* Rise/Change in debt position and Net assets
Rise/Change in trade receivables and debt exposure
% Rise/Change in trade receivables and Shareholder's fund
^ Rise/Change in trade receivable
~ Rise/Change in net profit position
** Rise/Change in net working capital

39. In the table below, provide details regarding trade receivables ageing schedule as at 31 March 2021

Trade receivables	Less than 1 year	1-1 years	2-3 years	More than 3 years	Total
	74	-	-	-	74

In the table below, provide details regarding trade receivables ageing schedule as at 31 March 2020

Trade receivables	Less than 1 year	1-1 years	2-3 years	More than 3 years	Total
	74	-	-	-	74

In the table below, provide details regarding trade receivables ageing schedule as at 31 March 2021

Trade receivables	Outstanding for following periods from due date of payment					Total
	Less than 90 days	90 days - 1 year	1-2 years	2-3 years	More than 3 years	
Unassigned Trade Receivables : considered good	28	-	28	-	-	56
Loss Provision	-	-	-	-	-	-
Total Trade receivables	28	-	28	-	-	56

In the table below, provide details regarding trade receivables ageing schedule as at 31 March 2020

Trade receivables	Outstanding for following periods from due date of payment					Total
	Less than 90 days	90 days - 1 year	1-2 years	2-3 years	More than 3 years	
Unassigned Trade Receivables : considered good	1,00,000	201	-	-	-	1,00,201
Loss Provision	-	-	-	-	-	-
Total Trade receivables	1,00,000	201	-	-	-	1,00,201

In the table below, provide details regarding trade payables ageing schedule as at 31 March 2021

Trade payables	Unpaid dues / Not due	Outstanding for following periods from due date of payment					Total
		Less than 1 year	1-2 years	2-3 years	More than 3 years		
Unassigned Trade Payables : to MSME	15,400	-	-	-	-	15,400	
to Others	1,07,917	78,015	974	-	-	1,08,986	

In the table below, provide details regarding trade payables ageing schedule as at 31 March 2020

Trade payables	Unpaid dues / Not due	Outstanding for following periods from due date of payment					Total
		Less than 1 year	1-2 years	2-3 years	More than 3 years		
Unassigned Trade Payables : to MSME	-	-	-	-	-	-	
to Others	1,07,917	1,07,917	-	-	-	1,07,917	

41. Details of investment in securities purchased, redeemed and sold during the year

	As at 1 April 2021	Purchased during the year	Sold during the year	As at 31 March 2021
Year Trade Investments - Unquoted Government securities	28	-	-	28
Details of investment in securities purchased, redeemed and sold during the previous year				
Year Trade Investments - Unquoted Government securities	28	-	-	28

of the accounts for the year ended 31 March 2021



[Handwritten signature]

J B Mangharam Foods Private Limited

Notes to financial statements (continued)

(All amounts in ₹ Thousands, unless otherwise stated)

- 41 During the year ended 31 March 2023, no material foreseeable loss (31 March 2022: Nil) was incurred for any long-term contract.
- 42 Comparative figures have been regrouped/ reclassified wherever necessary to conform to current period's presentation, which are not material.
- 43 No adjusting or significant non-adjusting events have occurred between 31 March 2023 and date of authorisation of these financial statements.

As per our report of even date attached

for Walker Chandio & Co LLP

Chartered Accountants

Firm Registration Number: 001076N/N500013



Aashish Arjun Singh

Partner

Membership number: 210122

Place: Bengaluru

Date: 4 May 2023



for and on behalf of the Board of Directors



N Venkataraman

Director

DIN: 05220857

Place: Bengaluru

Date: 4 May 2023



Vinay Singh Kushwaha

Director

DIN: 03480249

